

1/9/2017

City of Gustavus

Community Survey Report



Presented to:



John Fogli and Eva Meng

SENTENIUM
391 TAYLOR BLVD., STE 110
PLEASANT HILL, CA 94523
(925) 603-2904

Acknowledgements

The City of Gustavus and Sentenium would like to thank the City of Gustavus, its residents, and the pilot test participants for their help and participation in this community survey. Sentenium would also like to thank the City of Gustavus for allowing us to partner with them to complete this research, as their third party, independent research provider. We would especially like to thank the Mayor and City Council members, Connie Edwards, Jon Howell, and Greg Streveler, for their guidance and help with this process.

Table of Contents

Acknowledgements.....	1
How to Read this Report.....	3
Summary of Key Findings and Recommendations	4
Background	5
Methodology.....	5
High-Level Findings	6
Quality of Life.....	6
Economy and Infrastructure	10
Local Government.....	13
Special Topics.....	20
Roads.....	20
Disposal and Recycling Center (DRC)	22
Marine Facilities.....	24
Library	26
Ferry.....	27
School, Preschool, Child Care.....	28
Clinic.....	31
Overall.....	31
Demographics	33
Appendix A: Verbatim Open-Ended Comments	39
Appendix B: Paper Survey.....	72

How to Read this Report

This report provides a high-level summary of the results, including recommendations for next steps. These results are based on the many quantitative tables that appear in the High-Level Findings Section.

As you go through the graphs in the High-Level Finding, there are two types of tables that appear depending on the responses used during the data collection process. We used importance and support ratings, as well as multiple select statements.

Importance and Support Ratings

A rating scale measured a 3 to 5-point Likert scale See example ratings below:

- | | | | |
|----------------------|--------------|-----------------------|------------------------|
| 1. Strongly Disagree | 1. Poor | 1. Not Satisfied | 1. Not Supportive |
| 2. Disagree | 2. Fair | 2. Somewhat Satisfied | 2. Somewhat Supportive |
| 3. Undecided | 3. Good | 3. Very Satisfied | 3. Very Supportive |
| 4. Agree | 4. Very Good | | |
| 5. Strongly agree | | | |

To interpret tables displaying results based on the rating scale, see the explanations provided in the example table below.

The green highlight represents the highest average(s)/mean(s)

The cyan highlighted cells denote mode or popular responses representing 70% or more of respondents

		No Support	Somewhat Supportive	Very Supportive	Don't Know	Total	Mean
More parking	Count	10	30	150	5	195	2.67
	Percent	5.13%	30.80%	39.60%	2.70%	100.00%	
Conservation of natural plant life	Count	5	170	15	5	195	2.00
	Percent	2.56%	87.18%	7.69%	2.56%	100.00%	
More public restrooms	Count	17	90	84	4	195	2.30
	Percent	8.72%	30.80%	39.60%	2.70%	100.00%	
Creating more trails	Count	121	30	36	8	195	1.48
	Percent	62.05%	30.80%	39.60%	2.70%	100.00%	
Other	Count	6	5	25	9	45	2.02
	Percent	13.33%	30.80%	39.60%	2.70%	100.00%	

The "Other" category is highlighted in yellow to inform the reader that due to small sample sizes this information should be used for exploratory purposes only

The red highlight represents the lowest average(s)/mean(s)

Summary of Key Findings

Overall, the majority (69.8%) of participants rated the quality of life in Gustavus as “Very Good,” which is a significant accomplishment and speaks to the quality of life most residents of the city enjoy. Furthermore, when residents were asked what they appreciate about the community of Gustavus they were exuberant, noting: the laidback lifestyle, the friendliness of people, the scenic beauty, and appreciation of city services. Participants were particularly satisfied with the city Library, DRC (Disposal and Recycling Center), Community Chest and Emergency Response (fire and medical). The majority of participants rated the services and facilities that the City of Gustavus provides positively.

Another important finding of this initiative is the public’s perception of, and interest in, participating in the City Council. While the most common theme from the open-ended feedback was appreciation for the work of the city council, 48.4% of participants indicated they would not attend City Council regular meeting, with 59.7% indicating they would not likely run for City Council. Upon examining a subsection of open-ended comments, multiple respondents indicated they did not feel welcome when attending City Council meetings, noting further “my opinions on resolutions and other City actions are not valued.” One participant summarizes a common perception of City Council noting,

“I think folks on the City Council work very hard and try to do good things, but they fail to get buy-in from the community, and in some cases are very rude to the public.”

One consistent theme through both the open-ended and numerical data was a desire for an improvement in the Internet services in the Gustavus region. When asked what infrastructure projects the City should address, access to Internet services was rated by 68.9% of participants as “Very Important.” Participants noted that this service would be “a requirement for economic growth and education,” and although it may “currently not be feasible, [the City should] keep an eye on options” in the future as it could significantly improve the economic conditions of the City and offer residents access information, entertainment, education, etc.

In terms of current facilities that the city provides, 84.2% of respondents were “Very Satisfied” with the Library, 81.5% were “Very Satisfied” with the Disposal and Recycles Center. However, participants were less satisfied with the docks and floats. Results from this study suggest that residents believe that fish box taxes are “Not High Enough” with one participant exemplifying this sentiment stating that the “city should use the fish box tax to bolster the budget for floats.”

In terms of special topics related to city functions, many participants indicated that road maintenance is an important issue, which could be improved, but the current approach is a noteworthy improvement from the previous “pass the hat” method. With respect to the Disposal and Recycling Center, most participants view the current fees as acceptable (77.6%), and the most common theme that arose in open-ended comments was to implement strategies discouraging improper waste disposal.

Background

In April of 2016, the City of Gustavus sought qualified vendors and firms to submit proposals to facilitate and implement a community survey. The qualified firm needed to produce, disseminate and analyze a set of questions to inform the Gustavus City Council, the community at large, and other interested parties on the opinions of Gustavus stakeholders regarding issues before the community. After evaluations and discussions, the City selected Sentenium to help facilitate with the 2016 Community Survey.

Sentenium is a survey research and data processing company that offers comprehensive outsourcing solution fulfilling city government and business research needs. Sentenium is a small, close-knit business composed of professional service employees and administrative support staff. Sentenium strives to deliver excellent customer service and quality research solutions. Sentenium's ability to offer several different methods of delivery for surveys accommodates the specific needs of a variety of organizations. Sentenium has developed and honed advanced procedures that ensure data quality, integrity, and accuracy throughout the course of its association with each of its clients. Sentenium strives to improve and grow with evolving survey industry standards.

The purpose of his study is to better understand the community of the City of Gustavus and to help inform the City Council of the current attitudes and opinions of community member in order to inform strategic plans for the future. Sentenium set out to understand the City's needs and how to best approach this survey project. The City previously conducted a community survey in conjunction with the State of Alaska. The 2016 Community Survey is a modified version of the previous survey to include new areas of interest specific to the City of Gustavus.

Methodology

To meet the project objectives, we divided the project into five discrete phases: (1) Survey Planning, (2) Survey Design, (3) Survey Administration, (4) Data Collection and Analysis, and (5) Reporting.

During the planning phase in 2016, Sentenium met with the City of Gustavus to discuss how to help the City more effectively gather information about community and residents. Through these discussions, minor changes were made to the survey. These alterations ranged from changing how questions were asked to the scaling of survey questions. During this process the timeline and reporting options were discussed and adjusted.

Given the population size of the City of Gustavus, the survey planning committee agreed to survey the residents as a whole individually rather than per household. Sentenium received the names and addresses of 439 residents for the final survey. Of the 439 respondents, 13 individuals were sent a draft of the survey as a pilot test before the final survey was distributed. Eleven pilot respondents returned a survey with feedback and comments. The feedback from the pilot test allowed Sentenium to make changes to the 2016 Community Survey so that the survey was clearer to understand and flowed more seamlessly. The pilot test ran from September 16, 2016 to October 7, 2016. Adjustments were made to the survey from October 11, 2016 to October 21, 2016. In October 24, 2016, The City gave Sentenium final approval and sign-off to print and mail the paper surveys to its residents.

The paper data collection phase ran from October 28, 2016 to December 6, 2016. We sent out 439 surveys to ultimately collect 186 completed returned surveys. With 186 completed surveys, the City of Gustavus was able to achieve a 42.4% response rate and 95% level of confidence with a ± 5.46 margin of error.

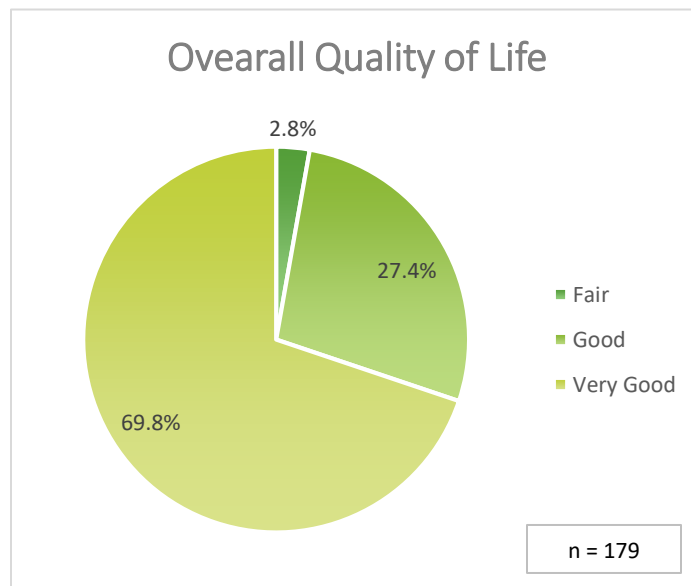
Once all data were collected, we scanned and processed the data into an electronic database and ran a series of data screening checks to ensure the data were accurate (e.g., the responses were falling within the acceptable limits of the rating scale). The sample design and specifications of the study are summarized in the table below.

DESIGN	SPECIFICATION
<i>Methodology</i>	Paper Survey
<i>Population</i>	Residents of the City of Gustavus
<i>Sampling Plans</i>	Pilot: 13 Survey: 439
<i>Actual Sample Size</i>	Pilot: 11 Survey: 186
<i>Sampling error</i>	$\pm 5.46\%$ (95% confidence level) – population sample
<i>Data collection period</i>	Pilot: September 16, 2016 to October 7, 2016 Survey: October 28, 2016 to December 6, 2016

High-Level Findings

Quality of Life

When asked how residents would rate their quality of life in general, most respondents (69.8%) rated “Very good.”



When asked how respondents would rate the overall quality of services and facilities, residents rated DRC (disposal and recycling) and Library services and facilities the highest average rating.

		Poor	Fair	Good	Very Good	Don't Know	Total	Mean
Electricity	Count Percent	1 .5%	26 14.0%	91 48.9%	67 36.0%	1 .5%	186 100.0%	3.2108
Health Care Clinic	Count Percent	5 2.7%	30 16.1%	67 36.0%	76 40.9%	8 4.3%	186 100.0%	3.2022
Airport	Count Percent	2 1.1%	17 9.2%	81 44.0%	84 45.7%	0 .0%	184 100.0%	3.3424
Dock (managed by state)	Count Percent	6 3.3%	34 18.5%	89 48.4%	46 25.0%	9 4.9%	184 100.0%	3.0000
Floats (managed by city)	Count Percent	26 14.0%	65 34.9%	52 28.0%	23 12.4%	20 10.8%	186 100.0%	2.4337
Boat harbor (Salmon River)	Count Percent	30 16.8%	54 30.2%	55 30.7%	22 12.3%	18 10.1%	179 100.0%	2.4286
Retail trade (e.g., goods, groceries, hardware)	Count Percent	9 4.9%	66 35.9%	73 39.7%	35 19.0%	1 .5%	184 100.0%	2.7322
Restaurants	Count Percent	27 14.7%	79 42.9%	52 28.3%	22 12.0%	4 2.2%	184 100.0%	2.3833
Accommodations (e.g., lodges, B & Bs, inns)	Count Percent	2 1.1%	19 10.3%	82 44.3%	53 28.6%	29 15.7%	185 100.0%	3.1923
Gustavus Visitors Association (GVA)	Count Percent	24 13.3%	36 19.9%	48 26.5%	20 11.0%	53 29.3%	181 100.0%	2.5000
Air transportation	Count Percent	9 4.9%	38 20.5%	96 51.9%	42 22.7%	0 .0%	185 100.0%	2.9243
Paved roads (State)	Count Percent	1 .5%	11 6.0%	84 45.7%	88 47.8%	0 .0%	184 100.0%	3.4076
Gravel roads (City)	Count Percent	37 20.3%	67 36.8%	56 30.8%	22 12.1%	0 .0%	182 100.0%	2.3462
Water transportation	Count Percent	7 3.9%	28 15.5%	75 41.4%	49 27.1%	22 12.2%	181 100.0%	3.0440
Freight delivery	Count Percent	14 7.7%	59 32.4%	82 45.1%	21 11.5%	6 3.3%	182 100.0%	2.6250
School	Count Percent	6 3.2%	19 10.2%	74 39.8%	47 25.3%	40 21.5%	186 100.0%	3.1096
Library	Count Percent	0 .0%	7 3.8%	53 28.5%	123 66.1%	3 1.6%	186 100.0%	3.6339
DRC (disposal and recycling)	Count Percent	0 .0%	12 6.5%	43 23.1%	131 70.4%	0 .0%	186 100.0%	3.6398
Community Chest (2nd hand store)	Count Percent	0 .0%	13 7.0%	54 29.0%	116 62.4%	3 1.6%	186 100.0%	3.5628
Fire/EMS response	Count Percent	1 .5%	16 8.6%	74 39.8%	71 38.2%	24 12.9%	186 100.0%	3.3272
Preschool	Count Percent	2 1.1%	10 5.4%	47 25.5%	43 23.4%	82 44.6%	184 100.0%	3.2843
Child care	Count Percent	10 5.4%	24 13.0%	28 15.2%	19 10.3%	103 56.0%	184 100.0%	2.6914
Other (please specify):	Count Percent	13 33.3%	3 7.7%	2 5.1%	5 12.8%	16 41.0%	39 100.0%	1.9565

When asked about how residents would rate reasons for appreciating a community, the community rated “Clean air and water” the highest. Though most people found that these attributes were at least somewhat important, a high level of variability in response is found in 4 items: “Dark night sky,” “Artistic and cultural opportunities,” “Economic opportunities,” and “Glacier Bay National Park gateway community.”

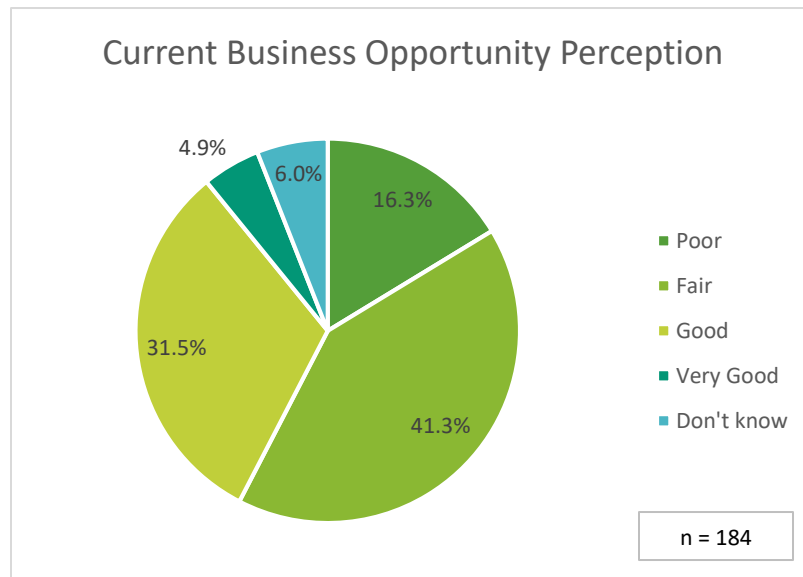
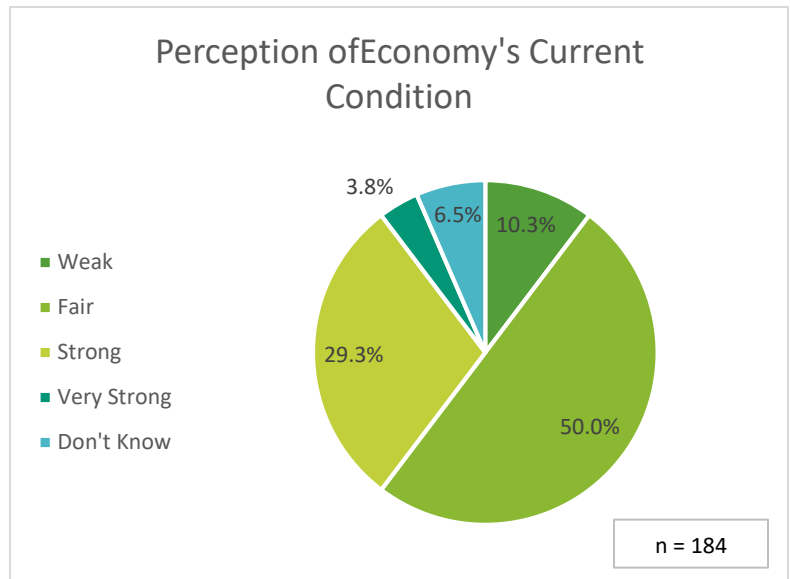
		Not Very Important	Somewhat Important	Very Important	Don't Know	Total	Mean
Friendliness of people	Count	2	27	154	1	184	2.8306
	Percent	1.1%	14.7%	83.7%	.5%	100.0%	
Rural character	Count	3	34	143	3	183	2.7778
	Percent	1.6%	18.6%	78.1%	1.6%	100.0%	
Relaxed lifestyle	Count	1	27	154	2	184	2.8407
	Percent	.5%	14.7%	83.7%	1.1%	100.0%	
Remote location	Count	9	64	109	2	184	2.5495
	Percent	4.9%	34.8%	59.2%	1.1%	100.0%	
Scenic beauty	Count	1	22	159	1	183	2.8681
	Percent	.5%	12.0%	86.9%	.5%	100.0%	
Outdoor recreational opportunity	Count	4	29	148	2	183	2.7956
	Percent	2.2%	15.8%	80.9%	1.1%	100.0%	
Availability of natural resources (e.g., fish, game, wood)	Count	3	31	145	1	180	2.7933
	Percent	1.7%	17.2%	80.6%	.6%	100.0%	
Safe community	Count	2	23	156	0	181	2.8508
	Percent	1.1%	12.7%	86.2%	.0%	100.0%	
Community volunteerism	Count	7	62	110	4	183	2.5754
	Percent	3.8%	33.9%	60.1%	2.2%	100.0%	
Glacier Bay National Park gateway community	Count	43	61	77	2	183	2.1878
	Percent	23.5%	33.3%	42.1%	1.1%	100.0%	
Personal freedoms	Count	2	41	139	1	183	2.7527
	Percent	1.1%	22.4%	76.0%	.5%	100.0%	
Tolerance of various views and lifestyles	Count	10	31	142	0	183	2.7213
	Percent	5.5%	16.9%	77.6%	.0%	100.0%	
Coexistence with wildlife	Count	7	28	145	0	180	2.7667
	Percent	3.9%	15.6%	80.6%	.0%	100.0%	
Dark night sky	Count	28	38	114	2	182	2.4778
	Percent	15.4%	20.9%	62.6%	1.1%	100.0%	
Privacy	Count	1	31	149	1	182	2.8177
	Percent	.5%	17.0%	81.9%	.5%	100.0%	
Quiet	Count	2	39	141	0	182	2.7637
	Percent	1.1%	21.4%	77.5%	.0%	100.0%	
Close-knit community	Count	5	71	105	2	183	2.5525
	Percent	2.7%	38.8%	57.4%	1.1%	100.0%	
Artistic and cultural opportunities	Count	31	71	76	4	182	2.2528
	Percent	17.0%	39.0%	41.8%	2.2%	100.0%	
Economic opportunities	Count	28	79	72	3	182	2.2458
	Percent	15.4%	43.4%	39.6%	1.6%	100.0%	
Small community	Count	11	56	115	0	182	2.5714
	Percent	6.0%	30.8%	63.2%	.0%	100.0%	
Clean air and water	Count	1	18	163	0	182	2.8901
	Percent	.5%	9.9%	89.6%	.0%	100.0%	
Pristine environment	Count	6	39	138	0	183	2.7213
	Percent	3.3%	21.3%	75.4%	.0%	100.0%	
Other (please specify):	Count	2	0	14	13	29	2.7500
	Percent	6.9%	.0%	48.3%	44.8%	100.0%	

When asked to rate potentially important issues facing Gustavus, residents viewed “Frequency of regional air service,” “Ferry service,” and “Number of local jobs” as items that would more positively impact the community. In contrast, “Substance abuse,” and “Abandoned vehicles and equipment” were viewed as having the most negative impacts.

		Negatively Impacts	No Impact	Positively Impacts	Don't Know	Total	Mean
People moving into Gustavus	Count	43	19	75	36	173	2.23
	Percent	24.9%	11.0%	43.4%	20.8%	100.0%	
People moving out of Gustavus	Count	56	51	22	42	171	1.74
	Percent	32.7%	29.8%	12.9%	24.6%	100.0%	
Increased tour boat visitation	Count	86	21	48	19	174	1.75
	Percent	49.4%	12.1%	27.6%	10.9%	100.0%	
Large commercial tourism development	Count	133	6	32	12	183	1.41
	Percent	72.7%	3.3%	17.5%	6.6%	100.0%	
Number of local jobs	Count	16	20	113	30	179	2.65
	Percent	8.9%	11.2%	63.1%	16.8%	100.0%	
Substance abuse	Count	159	7	3	11	180	1.08
	Percent	88.3%	3.9%	1.7%	6.1%	100.0%	
Float space	Count	49	30	68	31	178	2.13
	Percent	27.5%	16.9%	38.2%	17.4%	100.0%	
Ferry service	Count	24	12	136	8	180	2.65
	Percent	13.3%	6.7%	75.6%	4.4%	100.0%	
Frequency of regional air service	Count	13	26	127	14	180	2.69
	Percent	7.2%	14.4%	70.6%	7.8%	100.0%	
Air service cost	Count	93	40	27	21	181	1.59
	Percent	51.4%	22.1%	14.9%	11.6%	100.0%	
Electricity, fuel costs	Count	107	32	26	17	182	1.51
	Percent	58.8%	17.6%	14.3%	9.3%	100.0%	
Freight delivery cost	Count	105	31	23	21	180	1.48
	Percent	58.3%	17.2%	12.8%	11.7%	100.0%	
Health care availability	Count	32	19	120	11	182	2.51
	Percent	17.6%	10.4%	65.9%	6.0%	100.0%	
Protection for the beach near the dock	Count	31	37	100	11	179	2.41
	Percent	17.3%	20.7%	55.9%	6.1%	100.0%	
Lack of planning, zoning and platting	Count	84	54	27	16	181	1.65
	Percent	46.4%	29.8%	14.9%	8.8%	100.0%	
No enforcement of City ordinances	Count	88	46	26	18	178	1.61
	Percent	49.4%	25.8%	14.6%	10.1%	100.0%	
Hunting within City limits	Count	87	42	27	22	178	1.62
	Percent	48.9%	23.6%	15.2%	12.4%	100.0%	
Lack of police protection	Count	54	70	37	16	177	1.89
	Percent	30.5%	39.5%	20.9%	9.0%	100.0%	
Crime in Gustavus	Count	114	41	7	17	179	1.34
	Percent	63.7%	22.9%	3.9%	9.5%	100.0%	
Charter sport fishing	Count	113	16	38	11	178	1.55
	Percent	63.5%	9.0%	21.3%	6.2%	100.0%	
Mechanized use of beaches and wetlands	Count	131	28	15	7	181	1.33
	Percent	72.4%	15.5%	8.3%	3.9%	100.0%	
Air and water pollution	Count	133	30	9	6	178	1.28
	Percent	74.7%	16.9%	5.1%	3.4%	100.0%	
Improper garbage disposal (burning, no use of DRC)	Count	122	46	6	7	181	1.33
	Percent	67.4%	25.4%	3.3%	3.9%	100.0%	
Abandoned vehicles and equipment	Count	142	28	4	9	183	1.21
	Percent	77.6%	15.3%	2.2%	4.9%	100.0%	
Becoming Juneau's bedroom community	Count	76	43	36	27	182	1.74
	Percent	41.8%	23.6%	19.8%	14.8%	100.0%	
Secure a permanent child care center	Count	11	29	97	43	180	2.63
	Percent	6.1%	16.1%	53.9%	23.9%	100.0%	
Other	Count	11	1	9	14	35	1.90
	Percent	31.4%	2.9%	25.7%	40.0%	100.0%	

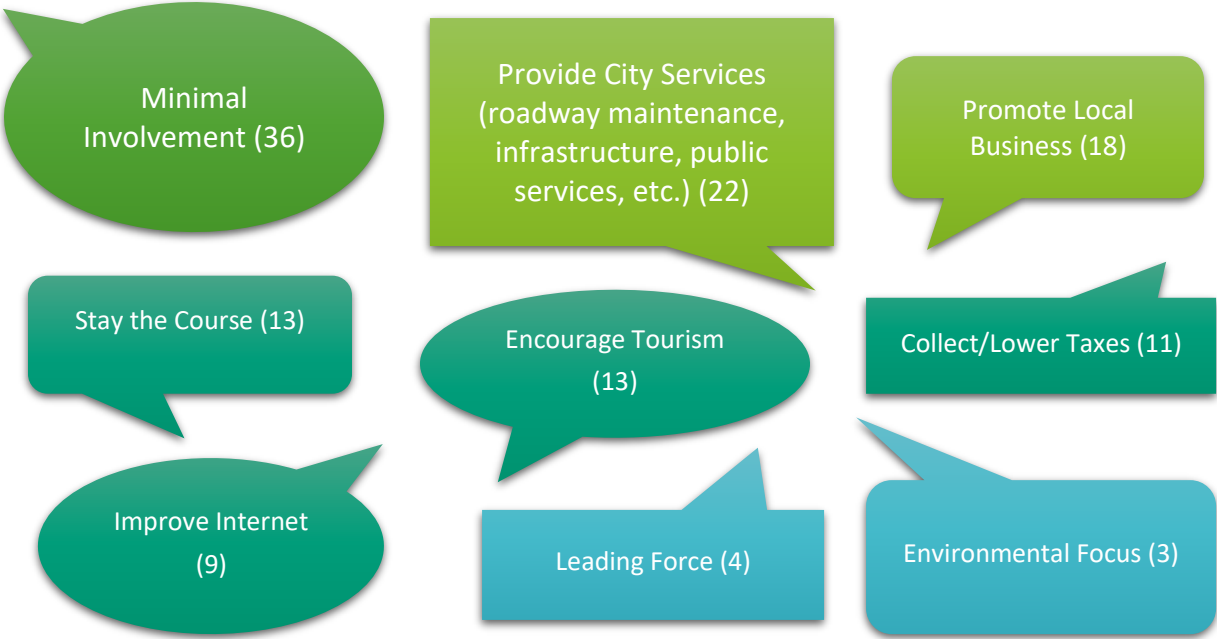
Economy and Infrastructure

When asked “How would you rate the *current condition* of Gustavus’ economy?” most respondents viewed the current economic condition as being “Fair,” (50%) or “Strong” (29.3%). 10.3% of respondents perceived the current economic condition as “Weak;” 3.8% of respondents thought it is “Very strong;” and 6.5% responded that they didn’t now.



When asked “How would you rate current business opportunities in Gustavus?” most respondents viewed the current business opportunities as being “Fair” (41.3%) or “Good” (31.5%). 16.3% of respondents perceive the current business opportunities as being “Poor;” 4.9% responded “Very good” as their perception of current business opportunities; and 6.0% responded that they didn’t now.

When asked “What role, if any, should the City government play in the local economy?” we noticed the following themes: (number of comments in each theme denoted in parenthesis)



When asked about potential infrastructure projects, respondents perceived “Improving internet service” the highest with an average rating of 2.60 out of 3.0, followed by “Improve Health Care Clinic with an average rating of 2.40. “Develop public water system” has the lowest average rating of 1.46.

		No Importance	Somewhat Important	Very Important	Don't Know	Total	Mean
Improve/expand outer dock and floats	Count	31	64	74	10	179	2.25
	Percent	17.3%	35.8%	41.3%	5.6%	100.0%	
Develop dry dock and boat repair facility	Count	80	49	30	20	179	1.69
	Percent	44.7%	27.4%	16.8%	11.2%	100.0%	
Upgrade Wilson Rink Creek Road	Count	49	80	44	6	179	1.97
	Percent	27.4%	44.7%	24.6%	3.4%	100.0%	
Upgrade City roads other than Wilson/Rink Creek Road	Count	51	81	43	4	179	1.95
	Percent	28.5%	45.3%	24.0%	2.2%	100.0%	
Develop Rink Creek fire/EMS substation	Count	84	55	21	21	181	1.61
	Percent	46.4%	30.4%	11.6%	11.6%	100.0%	
Secure a permanent preschool facility	Count	36	45	69	31	181	2.22
	Percent	19.9%	24.9%	38.1%	17.1%	100.0%	
Develop public floating docks in boat harbor	Count	55	59	45	20	179	1.94
	Percent	30.7%	33.0%	25.1%	11.2%	100.0%	
Develop more winter storage in boat harbor	Count	80	56	22	23	181	1.63
	Percent	44.2%	30.9%	12.2%	12.7%	100.0%	
Develop public water system	Count	114	33	22	13	182	1.46
	Percent	62.6%	18.1%	12.1%	7.1%	100.0%	
Improve DRC's refuse and landfill system	Count	28	68	73	10	179	2.27
	Percent	15.6%	38.0%	40.8%	5.6%	100.0%	
Improve internet service	Count	18	37	126	2	183	2.60
	Percent	9.8%	20.2%	68.9%	1.1%	100.0%	
Develop a community center	Count	72	52	55	4	183	1.91
	Percent	39.3%	28.4%	30.1%	2.2%	100.0%	
Develop a community food bank/food pantry	Count	68	67	29	18	182	1.76
	Percent	37.4%	36.8%	15.9%	9.9%	100.0%	
Improve Health Care Clinic	Count	19	67	90	7	183	2.40
	Percent	10.4%	36.6%	49.2%	3.8%	100.0%	
Develop rifle and archery range	Count	93	59	24	7	183	1.61
	Percent	50.8%	32.2%	13.1%	3.8%	100.0%	
Develop more bike and foot trails	Count	52	71	57	2	182	2.03
	Percent	28.6%	39.0%	31.3%	1.1%	100.0%	
Develop additional public restrooms (picnic grounds, boat harbor)	Count	49	75	52	5	181	2.02
	Percent	27.1%	41.4%	28.7%	2.8%	100.0%	
Develop a public campground	Count	70	68	34	10	182	1.79
	Percent	38.5%	37.4%	18.7%	5.5%	100.0%	
Expand/develop Salmon River park	Count	72	82	22	7	183	1.72
	Percent	39.3%	44.8%	12.0%	3.8%	100.0%	
Develop way-finder signage (e.g., visitor points of interest)	Count	96	56	22	9	183	1.57
	Percent	52.5%	30.6%	12.0%	4.9%	100.0%	
Other	Count	3	0	18	11	32	2.71
	Percent	9.4%	.0%	56.3%	34.4%	100.0%	

Local Government

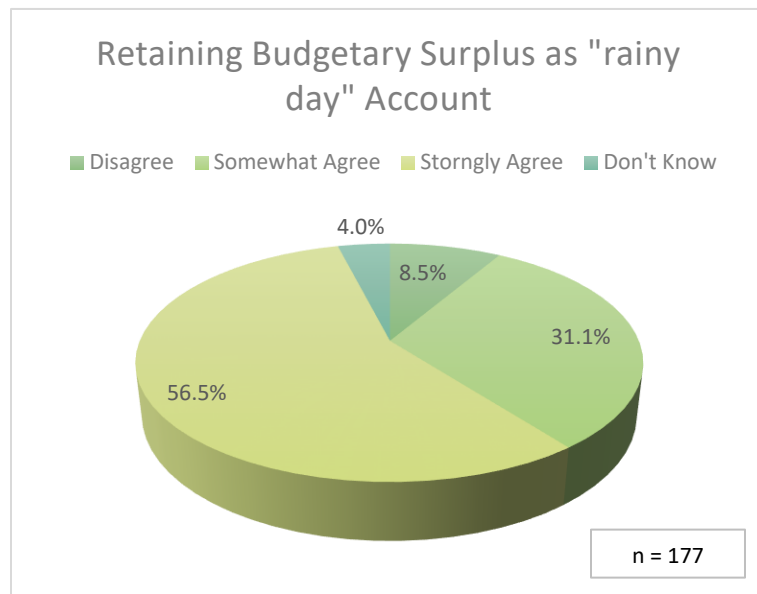
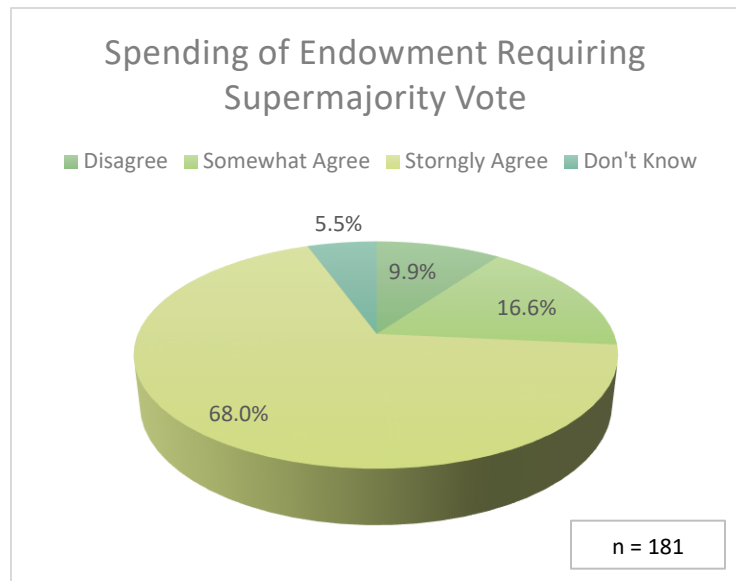
When asked about city government services and facilities, the “Library,” the “Disposal and Recycling Center (DRC),” and “Community Chest (e.g., part of DRC)” received the highest satisfaction ratings, averaging 2.89 and 2.81 respectively. Emergency Response was almost as high as the above mentioned service. Respondents rated the “Outer dock floats” with the lowest level of average satisfaction at 1.81.

		Not Satisfied	Somewhat Satisfied	Very Satisfied	Don't Know	Total	Mean
Library	Count	0	19	154	10	183	2.89
	Percent	.0%	10.4%	84.2%	5.5%	100.0%	
Disposal and Recycling Center (e.g., DRC)	Count	1	32	150	1	184	2.81
	Percent	.5%	17.4%	81.5%	.5%	100.0%	
Community Chest (e.g., part of DRC)	Count	2	29	144	9	184	2.81
	Percent	1.1%	15.8%	78.3%	4.9%	100.0%	
Emergency response (e.g., fire, medical)	Count	4	42	108	26	180	2.68
	Percent	2.2%	23.3%	60.0%	14.4%	100.0%	
Road maintenance and upgrades	Count	35	93	52	3	183	2.09
	Percent	19.1%	50.8%	28.4%	1.6%	100.0%	
Snow plowing	Count	17	71	77	17	182	2.36
	Percent	9.3%	39.0%	42.3%	9.3%	100.0%	
Small boat harbor (Salmon River)	Count	36	76	47	24	183	2.07
	Percent	19.7%	41.5%	25.7%	13.1%	100.0%	
Outer dock floats	Count	51	71	23	29	174	1.81
	Percent	29.3%	40.8%	13.2%	16.7%	100.0%	

When asked about their support for additional government provided services, respondents were most supportive of a “Toxic trash burning ordinance” (2.16) and “Water quality testing” (2.13). Respondents were least supportive of “Drinking water utility for central Gustavus” (1.60) and “Volunteer Police/Security Officer protection” (1.61).

		No Support	Somewhat Supportive	Very Supportive	Don't Know	Total	Mean
Wastewater utility (e.g., septic pumping and disposal)	Count	62	47	60	12	181	1.99
	Percent	34.3%	26.0%	33.1%	6.6%	100.0%	
Drinking water utility for central Gustavus	Count	91	44	27	19	181	1.60
	Percent	50.3%	24.3%	14.9%	10.5%	100.0%	
Water quality testing	Count	49	56	72	5	182	2.13
	Percent	26.9%	30.8%	39.6%	2.7%	100.0%	
More public restrooms	Count	50	73	53	5	181	2.02
	Percent	27.6%	40.3%	29.3%	2.8%	100.0%	
Campground	Count	77	56	39	9	181	1.78
	Percent	42.5%	30.9%	21.5%	5.0%	100.0%	
Volunteer Police/Security Officer protection	Count	103	32	36	8	179	1.61
	Percent	57.5%	17.9%	20.1%	4.5%	100.0%	
Rifle and archery range	Count	90	58	30	3	181	1.66
	Percent	49.7%	32.0%	16.6%	1.7%	100.0%	
Firearm discharge regulation	Count	74	44	56	8	182	1.90
	Percent	40.7%	24.2%	30.8%	4.4%	100.0%	
Animal (pet) control	Count	63	57	57	4	181	1.97
	Percent	34.8%	31.5%	31.5%	2.2%	100.0%	
Fish waste disposal facility at the DRC	Count	62	42	67	11	182	2.03
	Percent	34.1%	23.1%	36.8%	6.0%	100.0%	
Toxic trash burning ordinance	Count	55	36	82	9	182	2.16
	Percent	30.2%	19.8%	45.1%	4.9%	100.0%	
Planning and zoning	Count	83	52	36	11	182	1.73
	Percent	45.6%	28.6%	19.8%	6.0%	100.0%	
Other (please specify):	Count	4	1	16	9	30	2.57
	Percent	13.3%	3.3%	53.3%	30.0%	100.0%	

When asked about resident support of the policy of spending the Endowment Fund principle requiring agreement by a supermajority of Gustavus voters, most respondents (68.0%) “Strongly agree” with the policy. 16.6% of respondents “Somewhat agree” with the policy; 9.9% “Disagree” with the policy; and 5.5% “Don’t know” if they agree or disagree with this policy.



When asked about resident support of the policy of retaining the city’s budgetary surplus as a “rainy day” account in the event of future budget overruns, most respondents (56.5%) “Strongly agree” with the policy. 31.1% of respondents “Somewhat agree” with the policy; 8.5% “Disagree” with the policy; and 4.0% “Don’t know” if they agree or disagree with this policy.

When asked about their level of agreement/disagreement for different types of payment if the city government improved or added services, most respondents agreed to strongly agreed with increasing the bed tax and increasing the fish box tax. In contrast, most respondents strongly disagreed with paying via a city income tax or by adopting a property tax.

		Strongly Disagree	Disagree	Undecided	Agree	Strongly Agree	Total	Mean
Increase sales tax – currently 3%	Count	60	33	31	45	10	179	2.51
	Percent	33.5%	18.4%	17.3%	25.1%	5.6%	100.0%	
Increase bed tax – currently 4%	Count	33	22	24	79	24	182	3.21
	Percent	18.1%	12.1%	13.2%	43.4%	13.2%	100.0%	
Increase Fish box tax – currently \$10	Count	28	15	18	61	59	181	3.60
	Percent	15.5%	8.3%	9.9%	33.7%	32.6%	100.0%	
City income tax	Count	118	23	22	13	1	177	1.62
	Percent	66.7%	13.0%	12.4%	7.3%	.6%	100.0%	
Adopt property tax	Count	128	20	21	9	3	181	1.56
	Percent	70.7%	11.0%	11.6%	5.0%	1.7%	100.0%	
Adopt new user fees for City facilities	Count	45	36	53	42	6	182	2.60
	Percent	24.7%	19.8%	29.1%	23.1%	3.3%	100.0%	
Increase current user fees for dock/harbor	Count	48	40	42	48	5	183	2.57
	Percent	26.2%	21.9%	23.0%	26.2%	2.7%	100.0%	
Fund from present City savings	Count	31	29	49	57	11	177	2.93
	Percent	17.5%	16.4%	27.7%	32.2%	6.2%	100.0%	
More reliance on volunteerism	Count	16	51	48	55	10	180	2.96
	Percent	8.9%	28.3%	26.7%	30.6%	5.6%	100.0%	
Other (please specify):	Count	2	0	6	2	12	22	4.00
	Percent	9.1%	.0%	27.3%	9.1%	54.5%	100.0%	

When asked to rate the current level of taxation, most respondents thought that the sales tax is at an “appropriate level,” but that the fish box tax would be considered “too low.”

		Too Low	Appropriate Level	Too High	Don't know	Total	Mean
Sales tax (3%)	Count	25	133	14	10	182	1.94
	Percent	13.7%	73.1%	7.7%	5.5%	100.0%	
Fish box tax (\$10)	Count	102	61	5	16	184	1.42
	Percent	55.4%	33.2%	2.7%	8.7%	100.0%	
Bed tax (4%)	Count	72	92	5	15	184	1.60
	Percent	39.1%	50.0%	2.7%	8.2%	100.0%	

Respondents were asked about their willingness to participate in various citizen involvement activities, respondents are most willing to participate by responding to questionnaires (2.92), followed by visiting public posting locations (post office, library, City Hall) (2.91) and by reading the City newsletter in the local paper (2.89). Respondents were least likely to “Run for City Council” (1.74).

		Will Not Use	Not Likely	Likely	Don't Know	Total	Mean
Attend City Council regular meeting	Count	22	88	61	11	182	2.23
	Percent	12.1%	48.4%	33.5%	6.0%	100.0%	
Attend City Council work session	Count	23	113	28	17	181	2.03
	Percent	12.7%	62.4%	15.5%	9.4%	100.0%	
Read city newsletter in local paper	Count	5	10	163	3	181	2.89
	Percent	2.8%	5.5%	90.1%	1.7%	100.0%	
Visit public posting locations (post office, library, City Hall)	Count	2	13	165	3	183	2.91
	Percent	1.1%	7.1%	90.2%	1.6%	100.0%	
Visit City Information Center at the library	Count	10	66	100	8	184	2.51
	Percent	5.4%	35.9%	54.3%	4.3%	100.0%	
Request council meeting summaries by e-mail	Count	29	55	94	5	183	2.37
	Percent	15.8%	30.1%	51.4%	2.7%	100.0%	
Visit City website	Count	19	68	89	5	181	2.40
	Percent	10.5%	37.6%	49.2%	2.8%	100.0%	
Run for City Council	Count	52	108	8	13	181	1.74
	Percent	28.7%	59.7%	4.4%	7.2%	100.0%	
Volunteer for City committees or projects	Count	20	62	79	20	181	2.37
	Percent	11.0%	34.3%	43.6%	11.0%	100.0%	
Visit regularly with a City Council member	Count	13	62	89	17	181	2.46
	Percent	7.2%	34.3%	49.2%	9.4%	100.0%	
Respond to questionnaires	Count	2	10	168	3	183	2.92
	Percent	1.1%	5.5%	91.8%	1.6%	100.0%	
Other (please specify):	Count	0	1	7	13	21	2.88
	Percent	.0%	4.8%	33.3%	61.9%	100.0%	

When asked about participating in future council actions: respondents are most likely to “Attend City Council meetings directed at special issues” (2.73) and least likely to “Listen to City Council meetings broadcast via Internet” (1.91).

		Will Not Use	Not Likely	Likely	Don't Know	Total	Mean
• Attend City Council meetings directed at specific issues	Count	14	19	142	8	183	2.73
	Percent	7.7%	10.4%	77.6%	4.4%	100.0%	
• Attend informal "Open House" with City Council members	Count	19	58	88	17	182	2.42
	Percent	10.4%	31.9%	48.4%	9.3%	100.0%	
• Attend informal issue-specific discussion groups	Count	14	48	103	17	182	2.54
	Percent	7.7%	26.4%	56.6%	9.3%	100.0%	
• Listen to City Council meetings broadcast via Internet	Count	50	89	34	9	182	1.91
	Percent	27.5%	48.9%	18.7%	4.9%	100.0%	

When asked to rate the City governments performance on various elements, respondents rated “Being fiscally responsible” the highest with an average rating of 2.89, and “Resolving conflict of interests” the lowest with an average rating of 1.98.

		Poor	Fair	Good	Very Good	Don't Know	Total	Mean
Conducting public meetings and work sessions	Count	15	38	57	27	43	180	2.70
	Percent	8.3%	21.1%	31.7%	15.0%	23.9%	100.0%	
Providing public comment opportunity	Count	27	45	46	24	40	182	2.47
	Percent	14.8%	24.7%	25.3%	13.2%	22.0%	100.0%	
Representing constituent interests	Count	34	53	36	13	44	180	2.21
	Percent	18.9%	29.4%	20.0%	7.2%	24.4%	100.0%	
Protecting local quality of life	Count	17	66	47	21	30	181	2.48
	Percent	9.4%	36.5%	26.0%	11.6%	16.6%	100.0%	
Delivering services	Count	14	47	68	23	28	180	2.66
	Percent	7.8%	26.1%	37.8%	12.8%	15.6%	100.0%	
Resolving conflicts of interest	Count	41	50	20	9	61	181	1.98
	Percent	22.7%	27.6%	11.0%	5.0%	33.7%	100.0%	
Being accessible to constituents	Count	15	42	59	35	30	181	2.75
	Percent	8.3%	23.2%	32.6%	19.3%	16.6%	100.0%	
Being fiscally responsible	Count	14	32	52	44	37	179	2.89
	Percent	7.8%	17.9%	29.1%	24.6%	20.7%	100.0%	
Maintaining open and transparent government	Count	36	37	46	23	38	180	2.39
	Percent	20.0%	20.6%	25.6%	12.8%	21.1%	100.0%	
Representing Gustavus at other governmental levels	Count	13	30	34	11	91	179	2.49
	Percent	7.3%	16.8%	19.0%	6.1%	50.8%	100.0%	
Welcoming diverse opinions	Count	43	41	35	10	51	180	2.09
	Percent	23.9%	22.8%	19.4%	5.6%	28.3%	100.0%	
Incorporating public involvement	Count	35	54	40	11	41	181	2.19
	Percent	19.3%	29.8%	22.1%	6.1%	22.7%	100.0%	
Balancing development and lifestyle considerations	Count	24	45	50	12	50	181	2.38
	Percent	13.3%	24.9%	27.6%	6.6%	27.6%	100.0%	
Maintaining high ethical standards	Count	26	39	46	18	51	180	2.43
	Percent	14.4%	21.7%	25.6%	10.0%	28.3%	100.0%	
Other (please specify):	Count	5	0	2	0	17	24	1.57
	Percent	20.8%	.0%	8.3%	.0%	70.8%	100.0%	

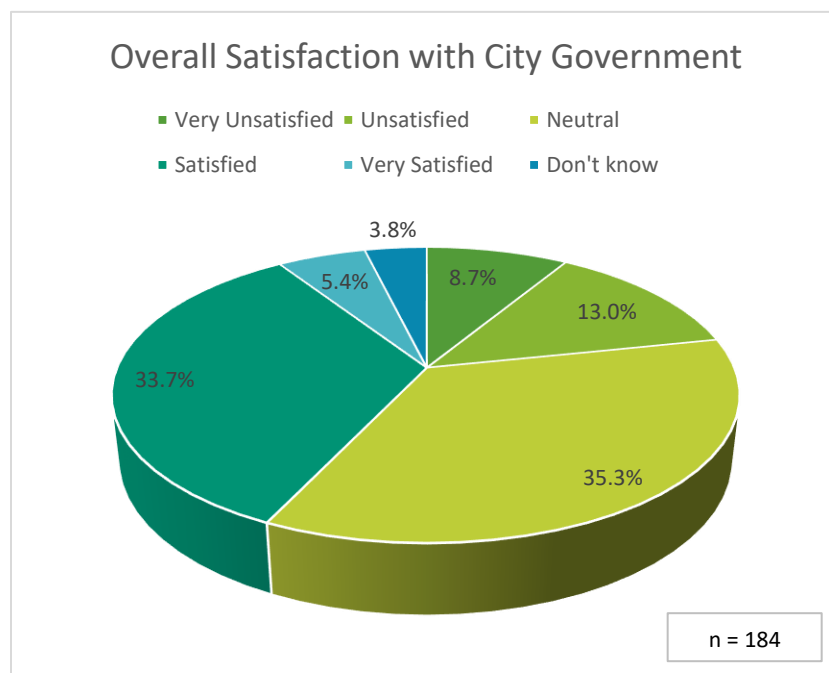
When asked about their level of support for adding new City employment, people do not seem to be in favor of adding new City positions, but are more supportive toward a “City administrator” (1.77) compared to a “Full time Harbormaster” (1.36).

		No Support	Somewhat Support	Very Supportive	Undecided	Total	Mean
Full-time Harbormaster	Count	113	33	12	25	183	1.36
	Percent	61.7%	18.0%	6.6%	13.7%	100.0%	
Part-time public works director	Count	85	43	13	42	183	1.49
	Percent	46.4%	23.5%	7.1%	23.0%	100.0%	
City administrator	Count	59	56	27	42	184	1.77
	Percent	32.1%	30.4%	14.7%	22.8%	100.0%	

When asked about whether residents would be willing to approve compensation for the Mayor and City Council members, most people stated they “Somewhat Support” or are “Very Supportive” to paying the Mayor a stipend. Though it appears that a majority of respondents (53.6%) either “Somewhat Support” or are “Very Supportive to “Paying each council person a stipend per meeting,” a large portion of people (38.8%) do not support the idea.

		No Support	Somewhat Support	Very Supportive	Undecided	Total	Mean
Paying the Mayor a stipend	Count	45	71	61	6	183	2.09
	Percent	24.6%	38.8%	33.3%	3.3%	100.0%	
Paying each council person a stipend per meeting	Count	71	58	40	14	183	1.82
	Percent	38.8%	31.7%	21.9%	7.7%	100.0%	

When asked about their overall satisfaction with the City government, 35.3% stated they were “Neutral,” 33.7% are “Satisfied,” 13.0% are “Unsatisfied,” 8.7% are “Very Unsatisfied,” 5.4% are “Very Satisfied” with the City government, and 3.8% of respondents don’t know.





When asked if residents are willing to become a council member, a vast majority of respondents answered “No.”

When neutral and satisfied respondents are filtered out, the replies were similar; 83.8% responded “No,” and 16.2% responded “Yes.”

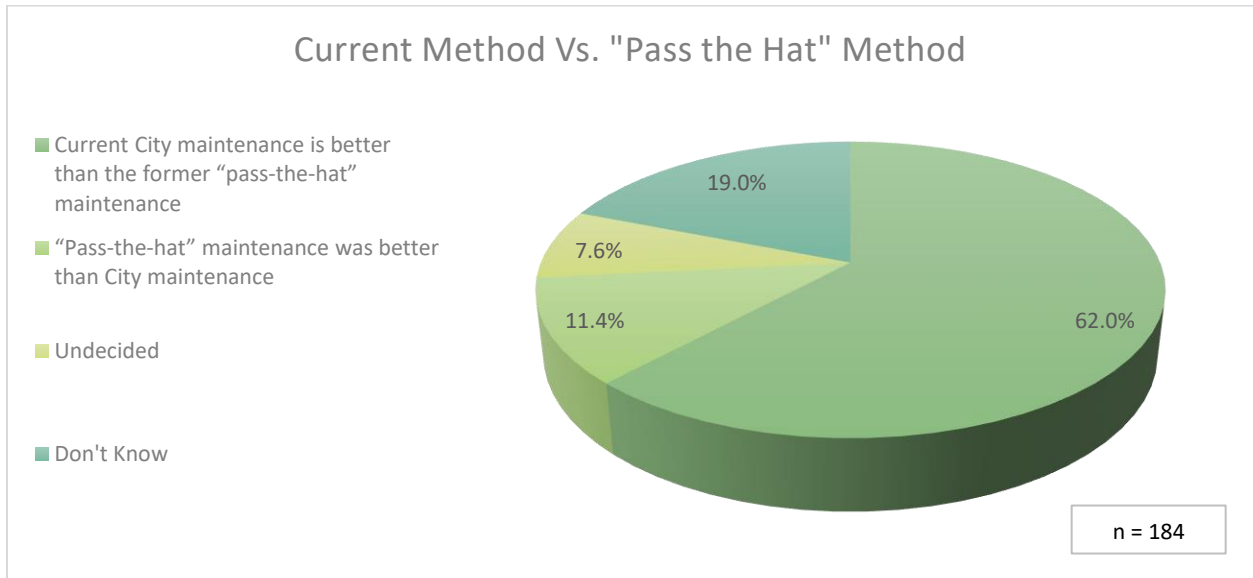
Special Topics

Roads

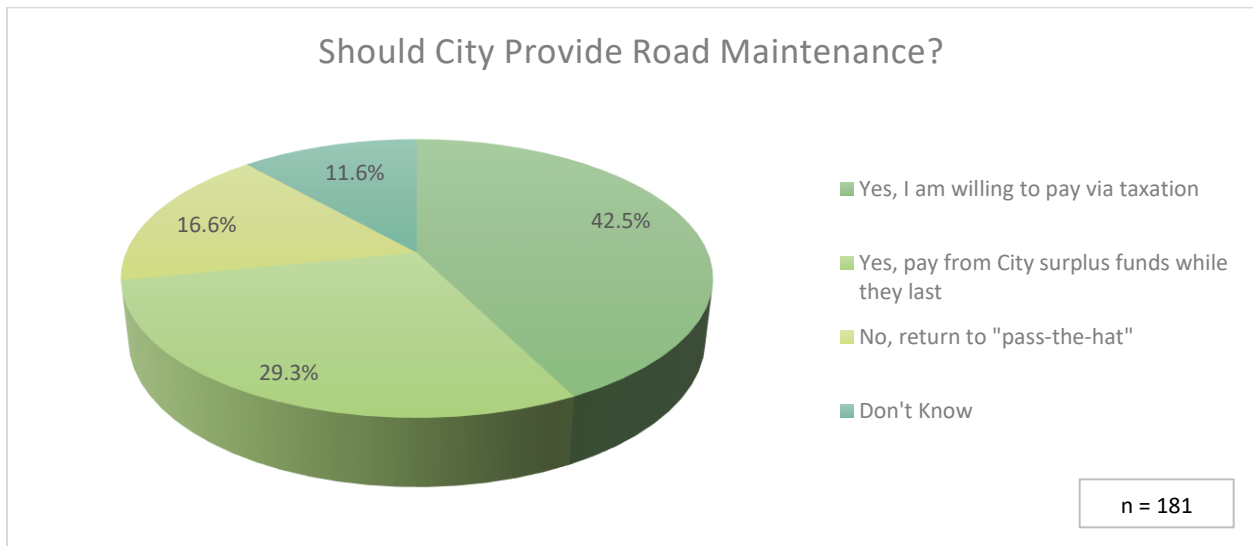
When asked to rate their level of satisfaction with City (gravel) road maintenance, most respondents were generally “Somewhat Satisfied” or “Very Satisfied” with the condition of the City maintained roads.

		Unsatisfied	Somewhat Satisfied	Very Satisfied	Undecided	Total	Mean
General road maintenance services	Count	35	85	63	0	183	2.15
	Percent	19.1%	46.4%	34.4%	.0%	100.0%	
Quality of City roads (e.g., drivability, appearance, drainage, surface)	Count	36	97	50	0	183	2.08
	Percent	19.7%	53.0%	27.3%	.0%	100.0%	
Safety of City roads (e.g., visibility, drivability under bad conditions)	Count	30	83	68	2	183	2.21
	Percent	16.4%	45.4%	37.2%	1.1%	100.0%	
Other (please specify):	Count	11	4	1	10	26	2.38
	Percent	42.3%	15.4%	3.8%	38.5%	100.0%	

When asked how the currently City maintained roads compared to the previously “pass the hat” maintained roads, a large majority prefer the current City maintained roads better than the former “pass the hat” maintained roads.



When asked if residents are willing for the City to continue maintaining roads after the US Forest Service Timber Receipts program is discontinued, residents responded that they would like the City to continue maintenance. 42.5% of respondents were willing to fund City maintenance of roads via taxation; 29.3% of respondents would like the City to use surplus funds; 16.6% would rather return to the “pass the hat” method; and 11.6% Don’t know.

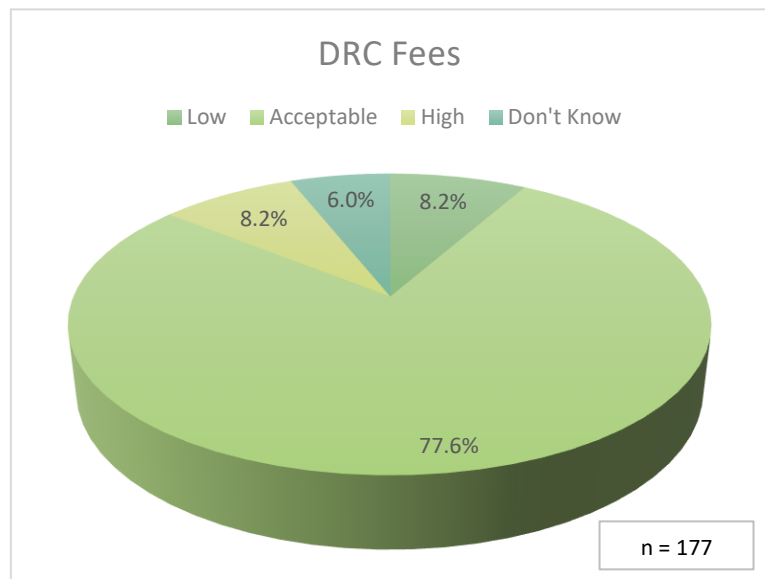


Disposal and Recycling Center (DRC)

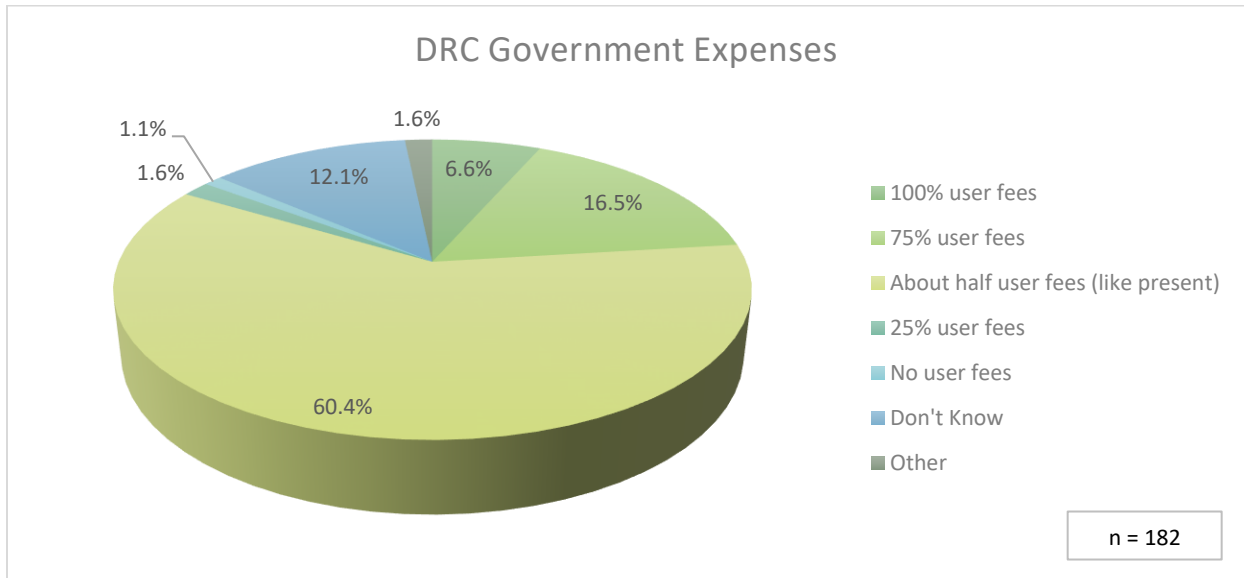
When asked about how often residents use Disposal and Recycling Center (DRC) services, most respondents use the Refuse disposal and Recycling weekly (31.0% and 31.1%) or semi-monthly (23.9% and 26.1%). In contrast, respondents use the “Community Chest” more on a monthly (23.3%) or quarterly (20.6%) basis.

		Daily	Weekly	Semi-Monthly	Monthly	Quarterly	Annually	Do Not Use	Total
Refuse disposal (e.g., trash, landfill)	Count	1	57	44	32	21	10	19	184
	Percent	.5%	31.0%	23.9%	17.4%	11.4%	5.4%	10.3%	100.0%
Recycling	Count	2	56	47	31	25	9	10	180
	Percent	1.1%	31.1%	26.1%	17.2%	13.9%	5.0%	5.6%	100.0%
Community Chest (e.g., thrift store)	Count	0	35	29	42	37	18	19	180
	Percent	.0%	19.4%	16.1%	23.3%	20.6%	10.0%	10.6%	100.0%

When asked about the current DRC user fees, a majority of residents (77.6%) responded that the current fees are acceptable. 8.2% of respondents perceive the fees as too low; 8.2% find the fees too high; and 6.0% don't know.



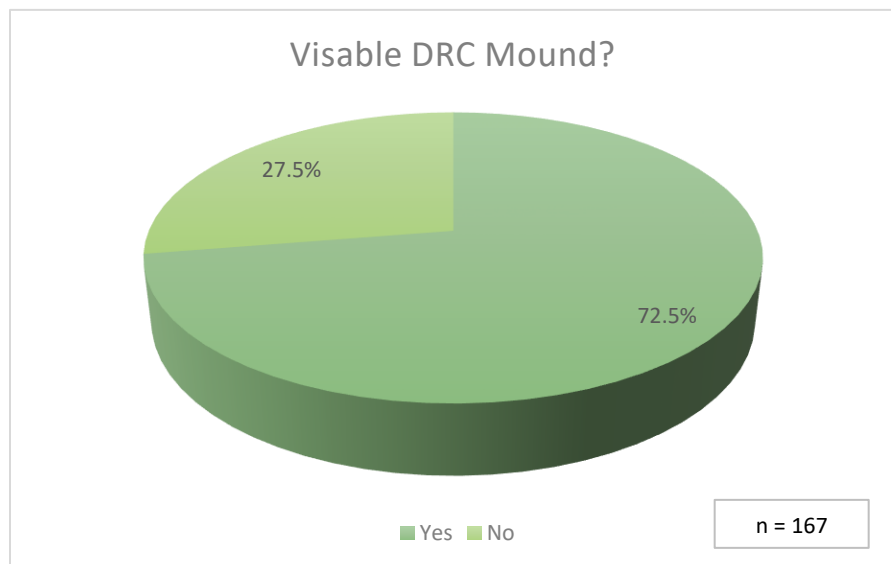
When asked about how the City should pay for DRC expenses, most respondents (60.4%) stated that users should pay about half, similar to the current structure. 16.5% wanted user fees to be 75% of the DRC’s funding.



When asked about the level of support for DRC upgrades, residents are generally supportive of “Accomplishing the list over the next 3-5 years” and less supportive of waiting for outside funding.

		No Support	Somewhat Supportive	Very Supportive	Undecided	Total	Mean
Accomplishing the list over the next 3-5 years	Count	21	72	79	8	180	2.34
	Percent	11.7%	40.0%	43.9%	4.4%	100.0%	
Wait for outside funding	Count	36	57	25	25	143	1.91
	Percent	25.2%	39.9%	17.5%	17.5%	100.0%	

When asked if residents would be willing to add to the DRC mound to the point where it will be in view outside of the DRC, 72.5% of respondents answered “Yes,” and 27.5% answered “No”

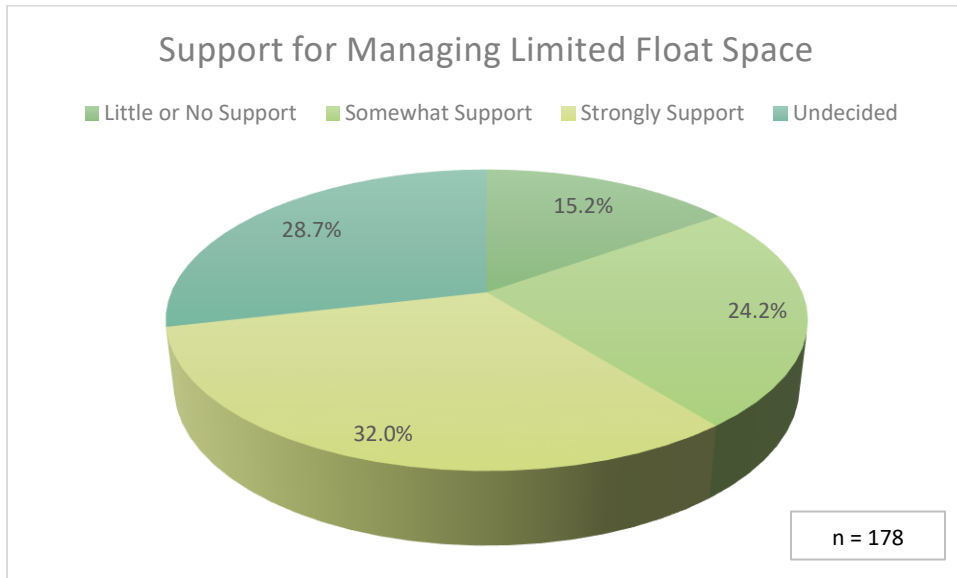


Marine Facilities

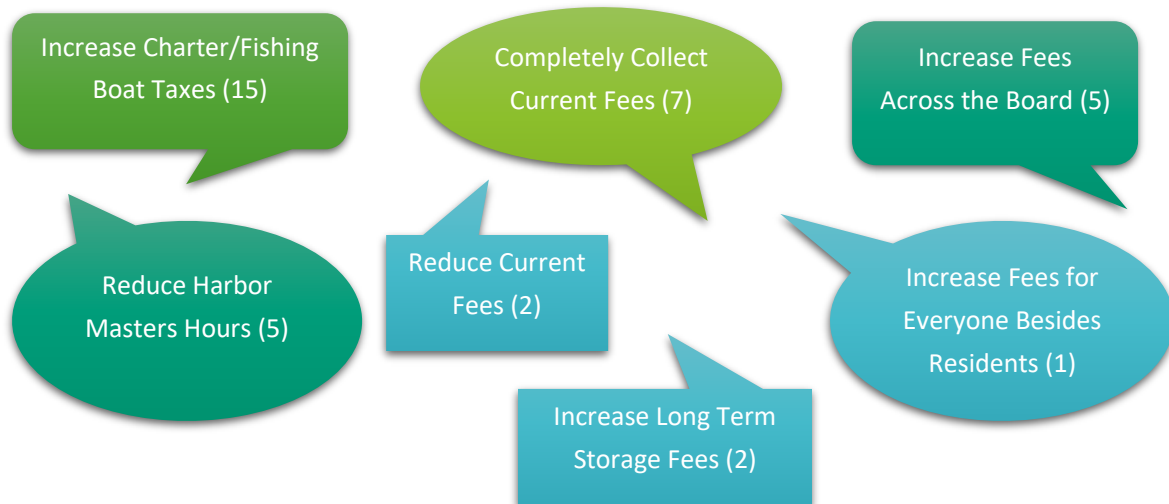
When asked to indicate their support for additional action at the boat harbor, on average, residents are most supportive of “Keeping harbor clean and orderly” (2.47) and least supportive to “Add winter vessel space (by enlarging sloughs)” (1.58).

		No Support	Somewhat Support	Strongly Support	Undecided	Total	Mean
Removal of all derelicts except the Fishing Vessel “Kitten”	Count	42	44	85	9	180	2.25
	Percent	23.3%	24.4%	47.2%	5.0%	100.0%	
Reducing present signage; supplement with single kiosk	Count	59	51	39	31	180	1.87
	Percent	32.8%	28.3%	21.7%	17.2%	100.0%	
Build public float space in the river	Count	64	56	42	19	181	1.86
	Percent	35.4%	30.9%	23.2%	10.5%	100.0%	
Provide a public restroom	Count	61	54	59	9	183	1.99
	Percent	33.3%	29.5%	32.2%	4.9%	100.0%	
Add winter vessel space (by enlarging sloughs)	Count	89	36	26	28	179	1.58
	Percent	49.7%	20.1%	14.5%	15.6%	100.0%	
Add long-term storage capacity	Count	72	59	22	27	180	1.67
	Percent	40.0%	32.8%	12.2%	15.0%	100.0%	
Require permitting for long-term moorage in sloughs	Count	73	39	57	13	182	1.91
	Percent	40.1%	21.4%	31.3%	7.1%	100.0%	
Keeping harbor clean and orderly	Count	25	44	108	4	181	2.47
	Percent	13.8%	24.3%	59.7%	2.2%	100.0%	
Require annual stickers for all powerboats in harbor	Count	48	46	75	11	180	2.16
	Percent	26.7%	25.6%	41.7%	6.1%	100.0%	
Leave things as they are unless a problem arises	Count	57	38	70	13	178	2.08
	Percent	32.0%	21.3%	39.3%	7.3%	100.0%	
Is fully adequate as is	Count	55	45	52	24	176	1.98
	Percent	31.3%	25.6%	29.5%	13.6%	100.0%	
Other (please specify):	Count	2	1	12	11	26	2.67
	Percent	7.7%	3.8%	46.2%	42.3%	100.0%	

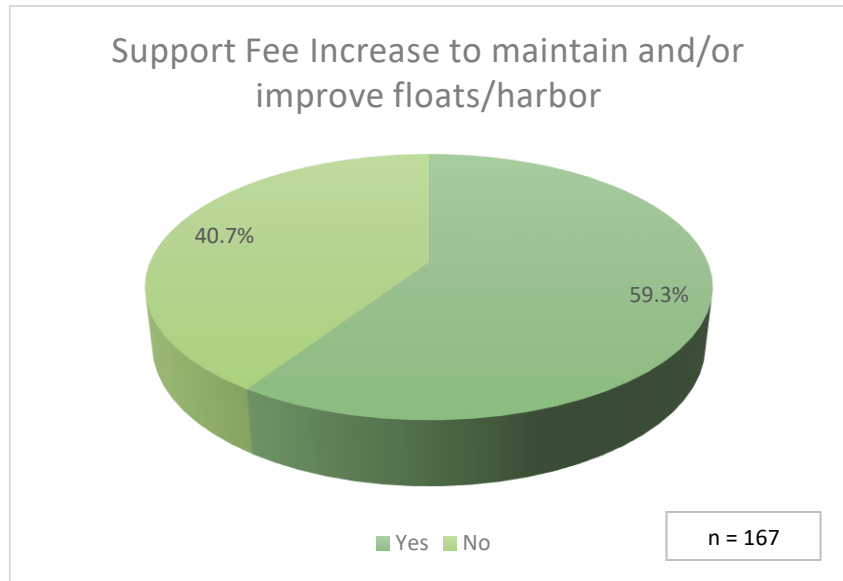
When asked whether respondents would support designating more of the limited float space for non-commercial vessels, most respondents either “Somewhat Support” (24.4%) or “Strongly Support: (32.0%) the idea.



When asked to give suggestions regarding modifying the current Marine Facilities fee schedule, several themes arise: (number of comments in each theme denoted in parenthesis)



When asked if residents would support fee increases if they are necessary to maintain and/or improve the current state of the floats or harbor, most respondents stated “Yes” (59.3%).



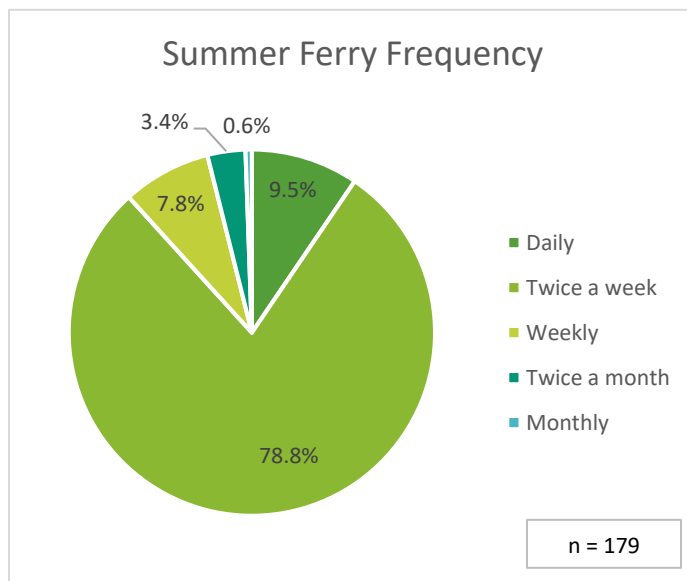
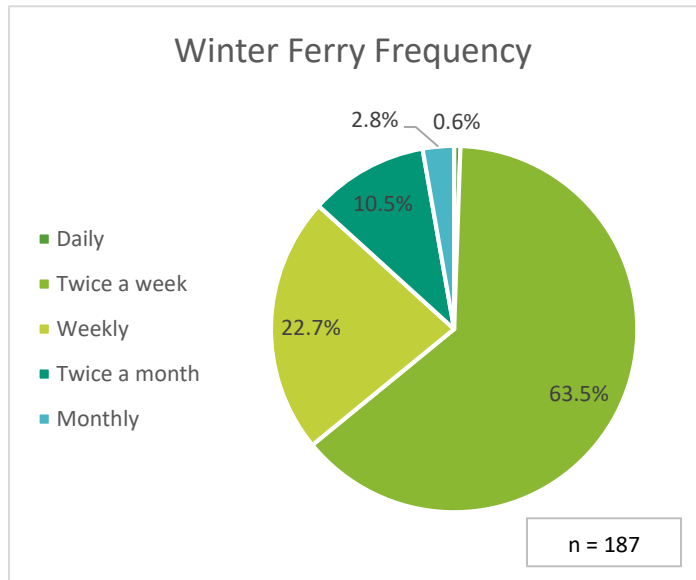
Library

When asked about the level of support for additional library space, on average respondents think that the library “Is fully adequate as is” (2.25). The least supported item would be for reading space with an average rating of 1.69.

		Little or No Support	Somewhat Support	Strongly Support	Undecided	Total	Mean
Needs more space for books, magazines, DVDs, etc.	Count	53	60	35	23	171	1.88
	Percent	31.0%	35.1%	20.5%	13.5%	100.0%	
Needs more space for kid’s library activities	Count	55	53	38	23	169	1.88
	Percent	32.5%	31.4%	22.5%	13.6%	100.0%	
Needs more computer space and facilities	Count	68	53	32	17	170	1.76
	Percent	40.0%	31.2%	18.8%	10.0%	100.0%	
Needs more reading space	Count	74	50	27	19	170	1.69
	Percent	43.5%	29.4%	15.9%	11.2%	100.0%	
Needs more space for presentations	Count	75	39	35	21	170	1.73
	Percent	44.1%	22.9%	20.6%	12.4%	100.0%	
Is fully adequate as-is	Count	33	42	69	26	170	2.25
	Percent	19.4%	24.7%	40.6%	15.3%	100.0%	
Other (please specify):	Count	1	1	9	16	27	2.73
	Percent	3.7%	3.7%	33.3%	59.3%	100.0%	

Ferry

When asked about the minimum level of service for winter, most respondents (63.5%) stated that twice a week necessary. 22.7% of respondents think that weekly ferries are necessary; 10.5% think twice a month is necessary; 2.8% think monthly is the minimum necessary; and 0.6% think daily is necessary.



When asked about the minimum level of service for summer, most respondents (77.8%) stated that twice a week necessary. 0.6% think daily ferries are necessary; 7.8% of respondents think that weekly ferries are necessary; 3.4% think twice a month is necessary; and 0.6% think monthly is the minimum necessary.

School, Preschool, Child Care

When asked about residents' willingness to lend support for school funding, on average "Somewhat Support" (2.04), respondents are willing to fund schools with local funds if no other mechanism can be found.

Residents are less willing to become a first class city (1.43)

		No Support	Somewhat Support	Strongly Support	Undecided	Total	Mean
Gustavus school with local funds (if a mechanism can be found)	Count	44	65	50	22	181	2.04
	Percent	24.3%	35.9%	27.6%	12.2%	100.0%	
Become a first-class city (Like Pelican or Hoonah) and run our school with increased taxes	Count	106	20	22	29	177	1.43
	Percent	59.9%	11.3%	12.4%	16.4%	100.0%	

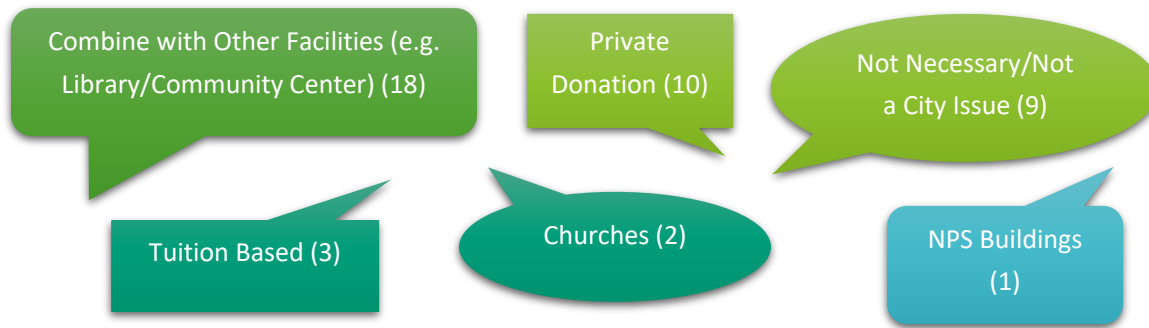
When asked about their support for entities that the Preschool can partner with, most respondents selected "A non-profit organization" (66.9%) or the "School district" (60.7%).

	N	Percent of Cases
City government	64	36.0%
A private business	64	36.0%
A non-profit organization	119	66.9%
School district	108	60.7%
Don't know	26	14.6%
Total	381	214.0%

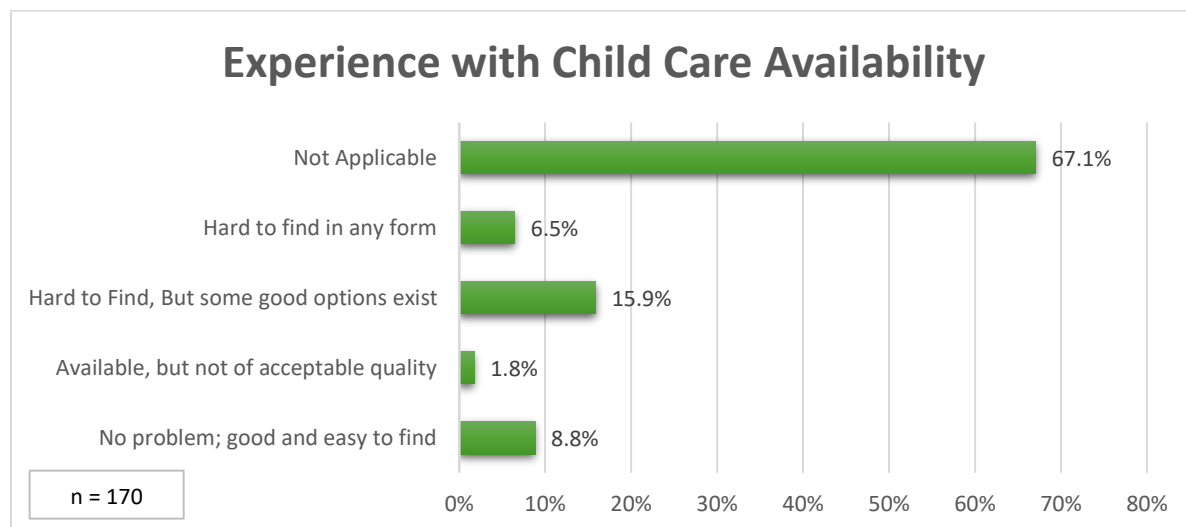
When asked how residents would envision the City's role, if there were a partnership between the City and the Preschool, 44.3% of respondents answered "Lease City land to the Preschool," 33.9% answered "Use City Endowment Fund grant money as part of the solution," 27.0% selected "Build a City owned facility and lease it to the Preschool, 23.0% selected "Provide only non-monetary support," 20.7% "Don't know," and 9.8% of respondents said "The city adopt preschool powers and raise taxes to cover some or all the need" or to "Use City 'rainy day' funds to cover some or all the need."

	N	Percent of Cases
Provide only non-monetary support	40	23.0%
Use City Endowment Fund grant money as part of the solution	59	33.9%
The City adopt preschool powers and raise taxes to cover some or all the need	17	9.8%
Use City "rainy day" funds to cover some or all the need	17	9.8%
Lease City land to the Preschool	77	44.3%
Build a City-owned facility and lease it to the Preschool	47	27.0%
Don't know	36	20.7%
Total	293	168.4%

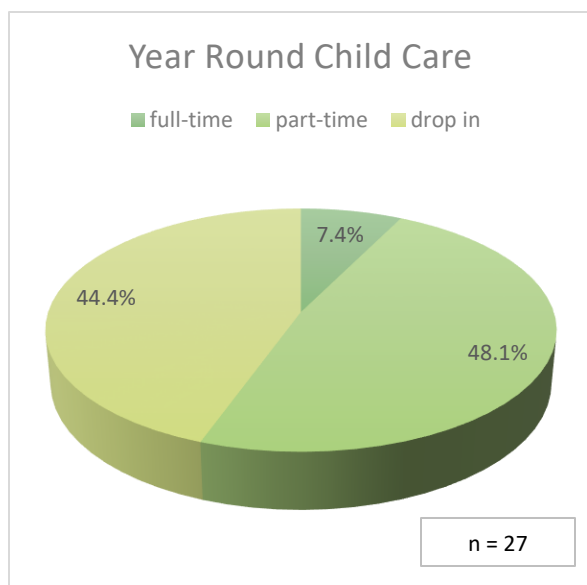
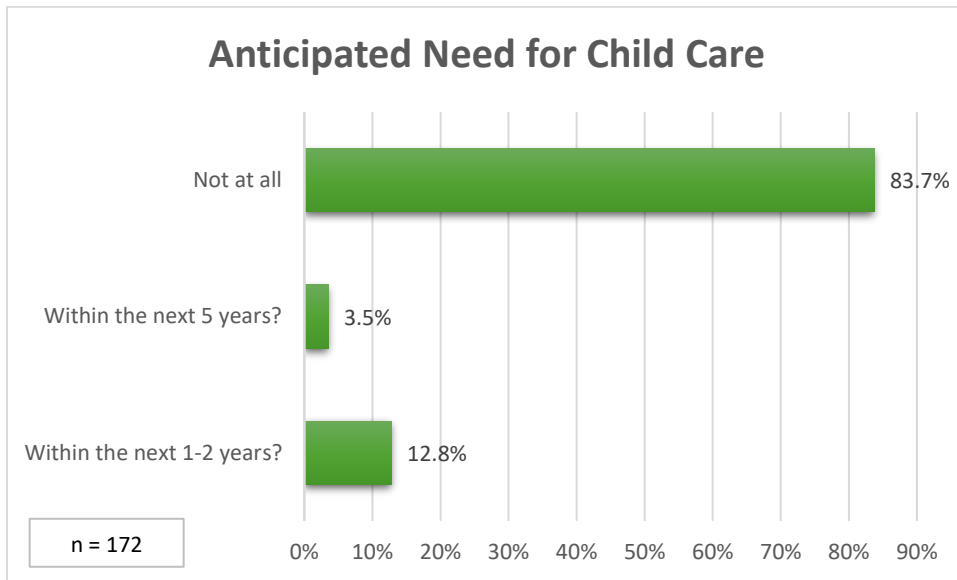
When asked about suggestions for how the Preschool might find a permanent location, respondents suggested the following: (number of comments in each theme denoted in parenthesis)



When asked to share their experience with the availability of child care in Gustavus, most respondents do not need child care. Of respondents that need child care, many seem to think that child care is hard to find, some think that it is no problem to find.

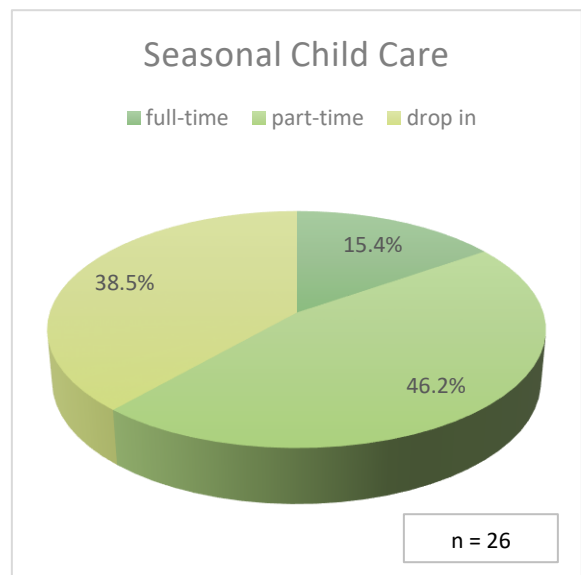


When asked about the need future child care, 83.7% of respondents do not anticipate a need; 12.8% anticipate a need in 1 to 2 years; and 3.5% anticipate the need within the next 5 years.



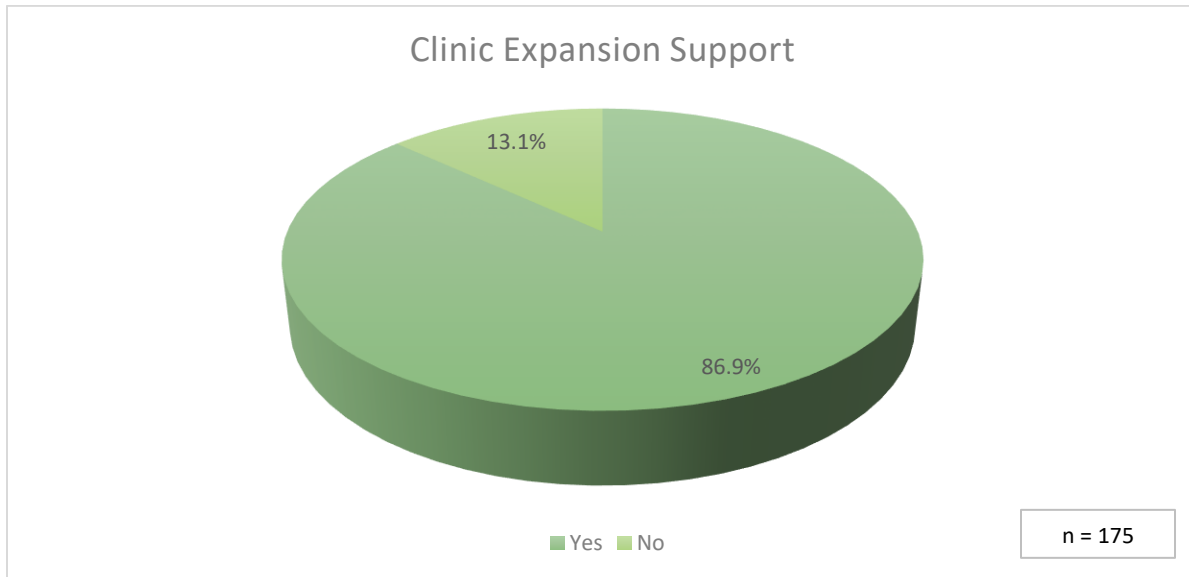
When asked to describe their year-round child care needs, many (48.1%) stated they needed only part-time child care services, 44.4% only need drop in child care services, and 7.4% need full time child care services.

When asked to describe their seasonal-round child care needs, many (46.2%) stated they needed only part-time child care services, 38.5% only need drop in child care services, and 15.4% need full time child care services.




Clinic

When asked if residents are in support of the expansion to address the need for space and additional services, 86.9% of respondent answered “Yes,” and 13.1% of respondents answered “No.”

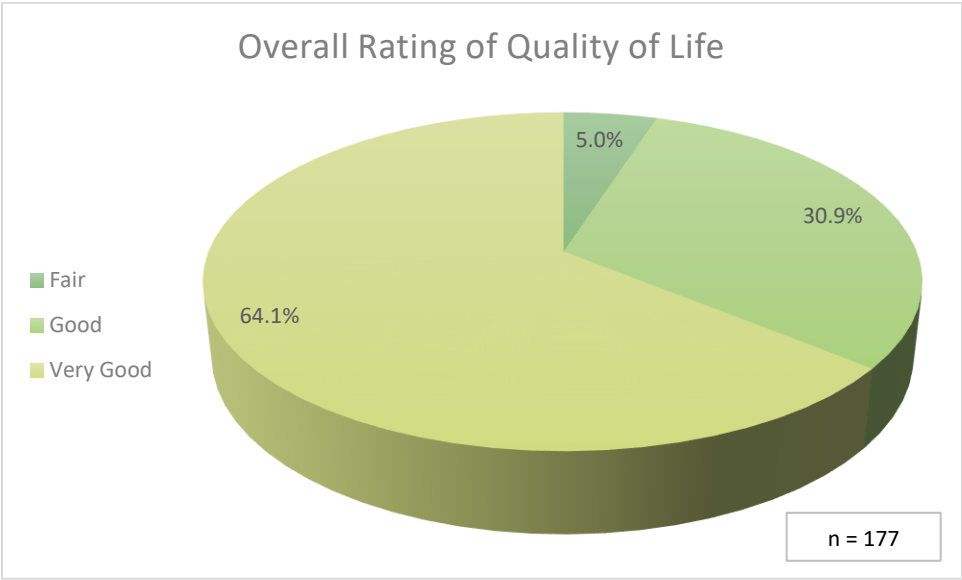


Overall

What is the single most important item for the City to address in the next 1-2 years to maintain and enhance life in Gustavus? Open Ended Themes: (number of comments in each theme denoted in parenthesis)

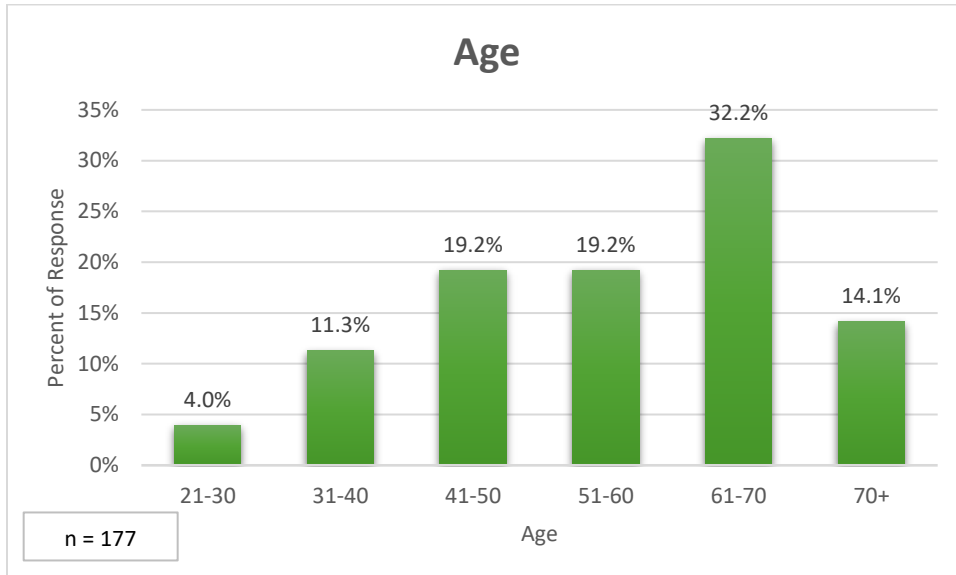


When asked “After considering all these factors, how would you rate your quality of life in Gustavus?” most respondents (64.1%) stated “Good;” 30.9% stated “Very good” and 5.0% stated “Fair.”

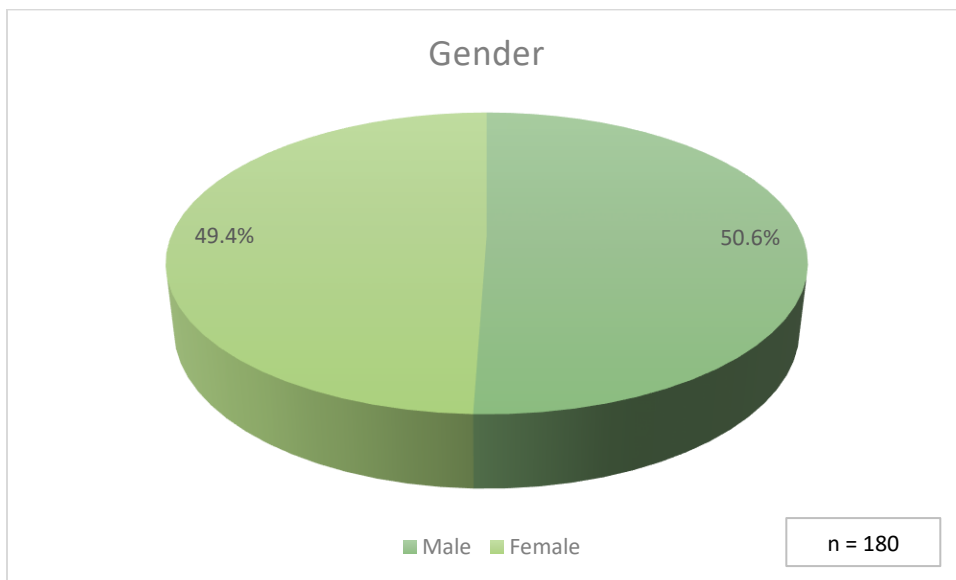


Demographics

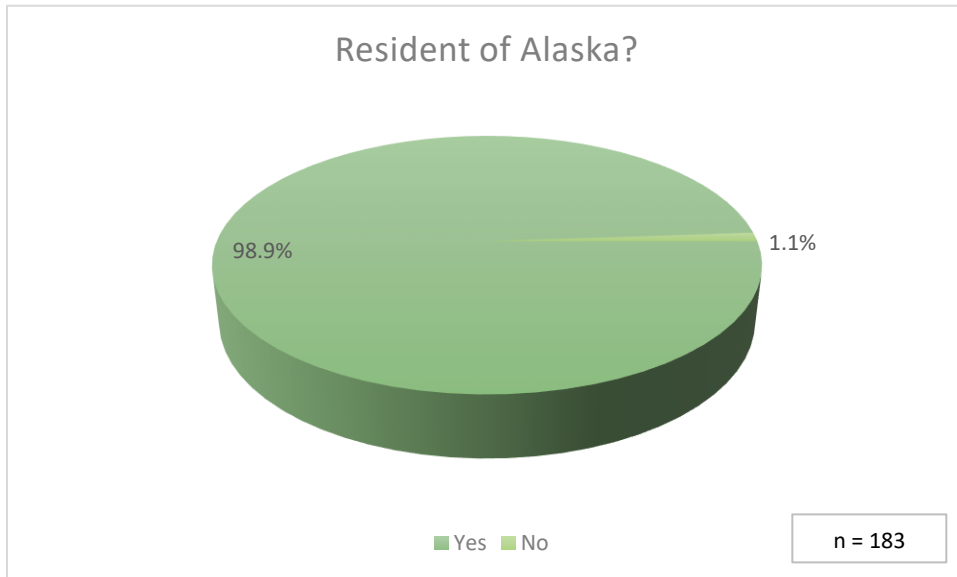
The graph below shows the age distribution of the residents of Gustavus.



The graph below shows the distribution of male to female residents in Gustavus.

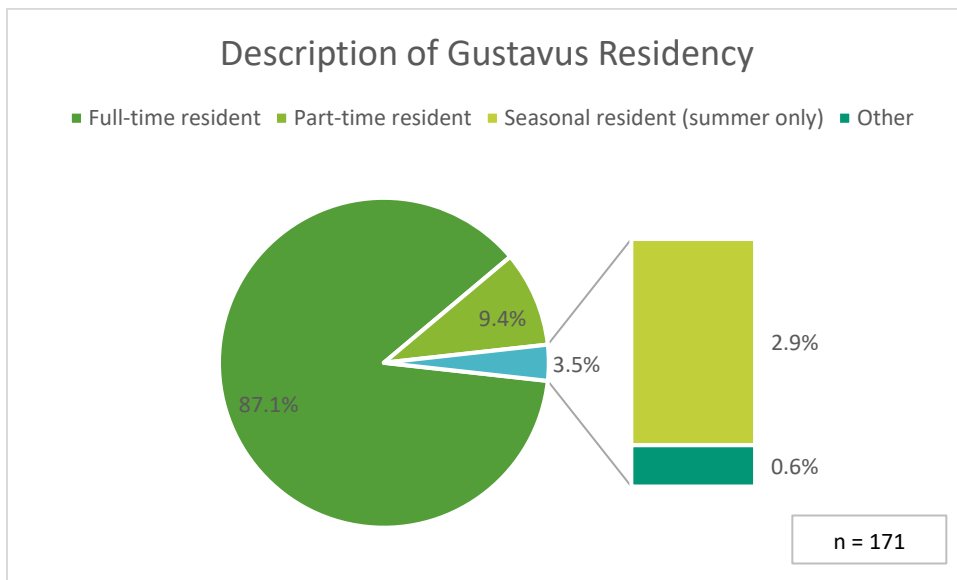


Below is a graph of how respondents responded when asked if they are a resident of Alaska.

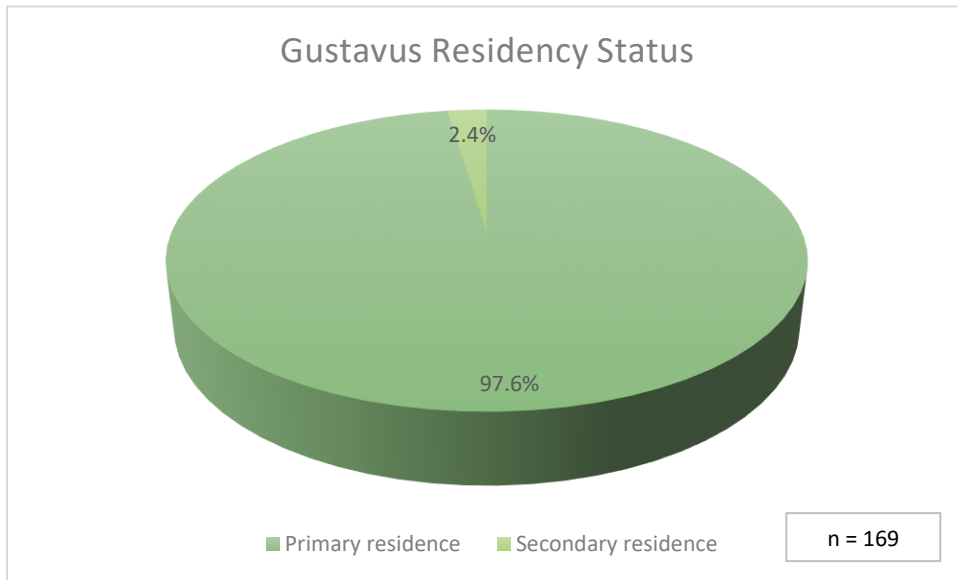


When asked if they are a resident of Gustavus 100% of respondents said "Yes."

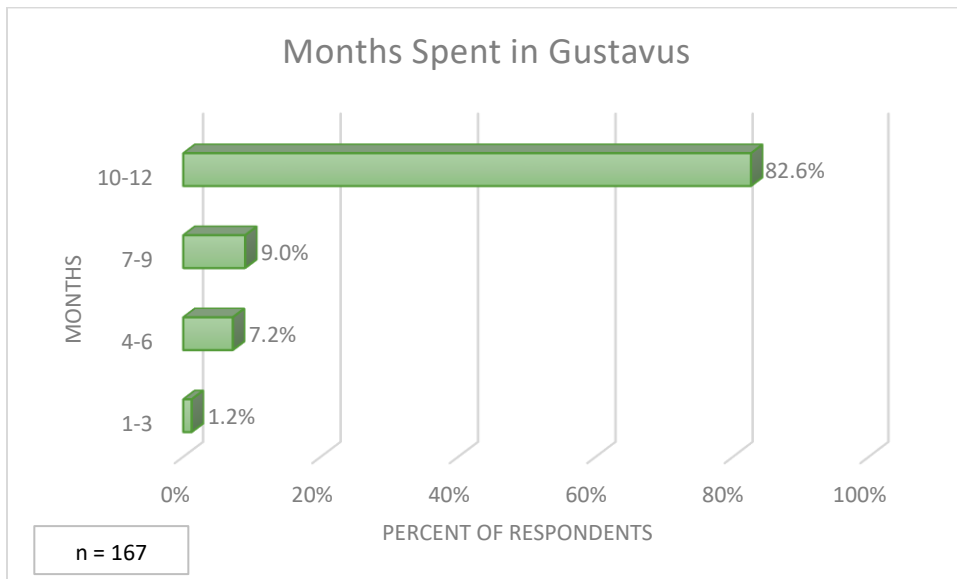
Below is a graph that shows a description of respondents' type of residency in Gustavus.



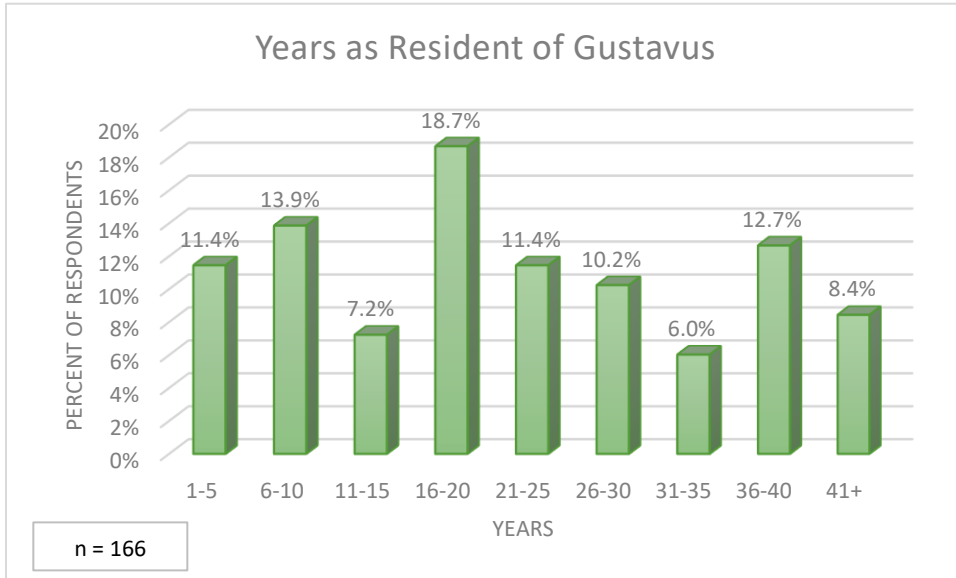
Below is a graph showing whether residents consider Gustavus their primary residence or secondary residence.



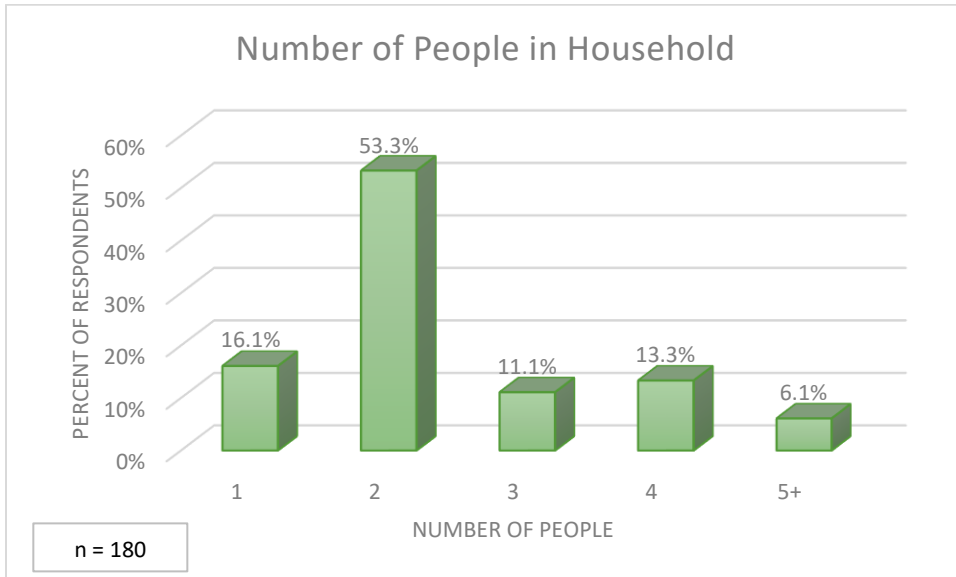
Below is a graph showing the distribution of how many months residence spend in Gustavus.



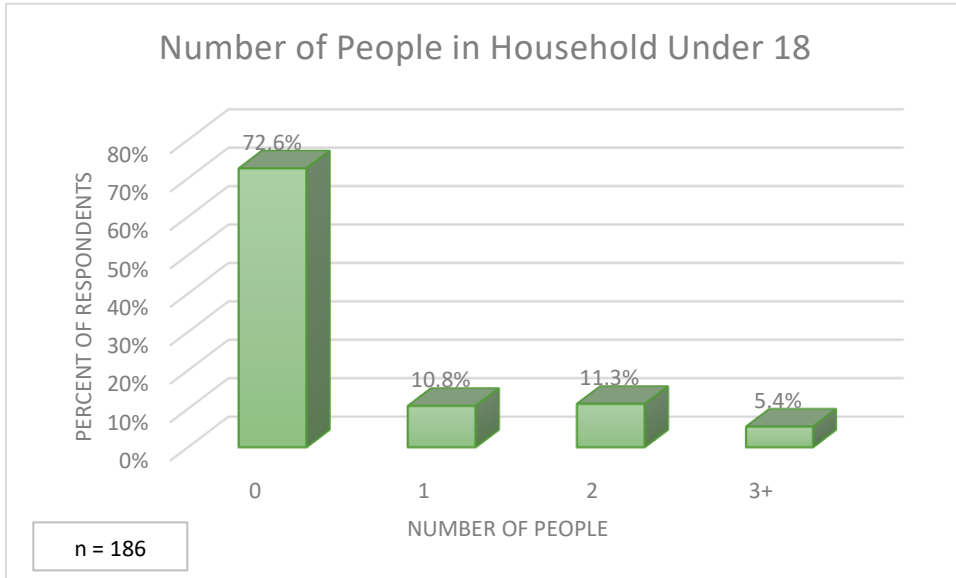
The chart below shows the length of time residents have spent in Gustavus.



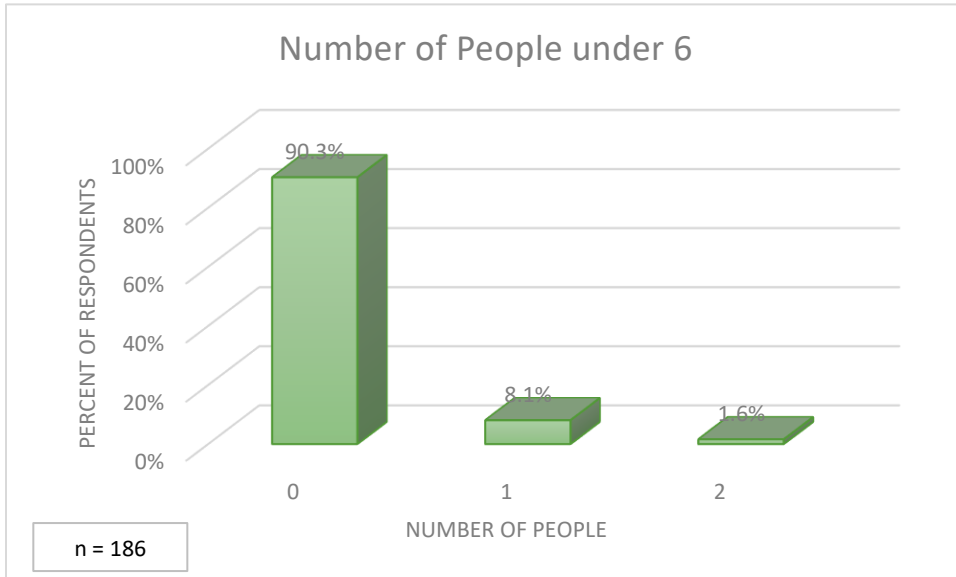
The chart below shows the number of people who live in a house hold in Gustavus.



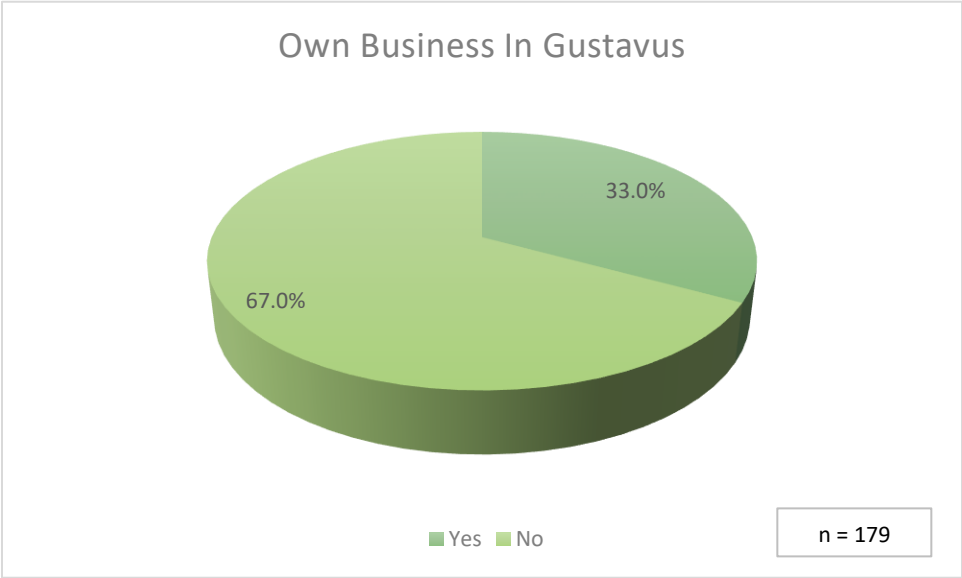
The chart below shows the number of people under the age of 18 who live in a house hold in Gustavus.



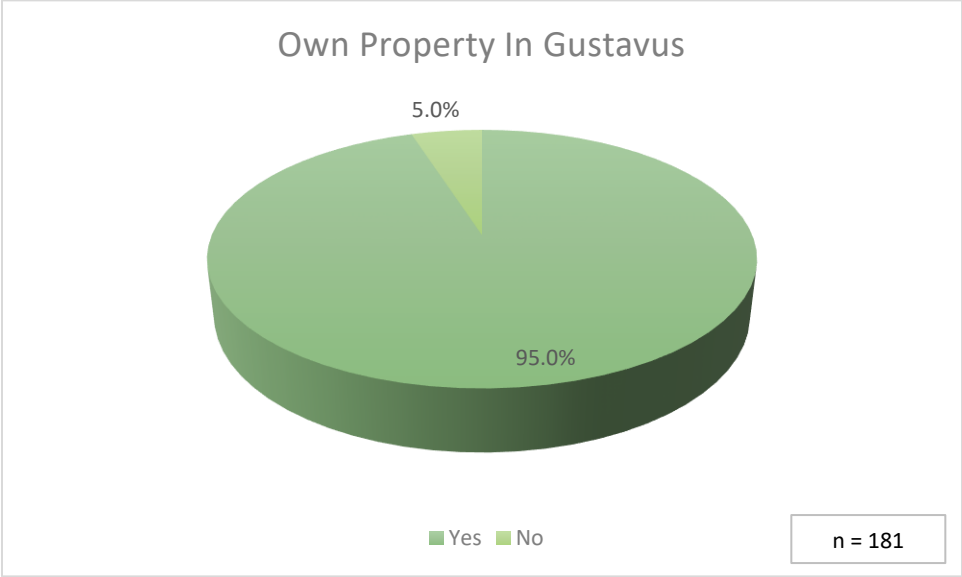
The chart below shows the number of people under the age of 6 who live in a house hold in Gustavus.



The chart below shows the responses of respondents when asked if they own a business in Gustavus.



The chart below shows the responses of respondents when asked if they own a property in Gustavus.



Appendix A: Verbatim Open-Ended Comments

Question 2: In general, how would you rate the overall quality of the following federal, state, city, and private services and facilities?

- Other (please specify):

Internet.
Better internet access.
Need laundry/ Workers.
Library needs addition.
Internet.
Fuel/ oil/ propane.
City council.
Bike path, Hiking trails.
Internet service, cell service.
Need local septic disposal.
Pollution, air (from businary refuse), noise (airplanes, does machinery), layout (always on lights (street), airport beacon.
Telephone age, cell.
City Government (politics).
Positive- need a kinder postmaster.
Law enforcement.
Rotating airport [illegible].
Cell service and internet.
Internet.
Improve clinic rd. for EMS/ambul. Health and safety issue on Dolly vasa use improve bridge at rink creek and road
Need city warning system
Friendly and Courteous Drivers
internet poor

Question 3: People have various reasons for appreciating a community. Please rate how important the following community attributes are to you and your family's quality of life.

- Other (please specify):

Library open 6 days a week.
Local/ Education outdoors.
Biking and walking: ease and safety.
Small town politics.
Distinctive community.
Religious freedom.
Great disposal and recycling to the proud of.
Law enforcement.
City services.
Access to other communities
[Illegible] awareness.
Lack of dogs
clean water

Question 4: The items listed below each describe potentially important issues facing Gustavus. Please indicate how you feel the current trends of each issue will impact the future of Gustavus.

- Other (please specify):

Support our preschool.
Overfishing by visitors.
Addition to library for daycare/ preschool.
No enforcement of fishing regs.
State needs to clean up its dilapidated dot buildings across from school is the first thing tourists see from airport.
Additional to library expansion.
Library expansion.
Need funded daycare decap preschool.
Mechanical brushing of road sides.
APC electric rate increase (proddosed).
Find it appalling that a city employee/Harbor master thinks it ok to give access priority to a commercial entity other the public eording the use at the floats.
Trends? Trending up or trending down.
Add preschool and child care to library need a covered lighted play area.
Part time residents- with the exception of NPS seasonal staff.
The questions is not well worded.
Quality of high school poor.
Preschool.
Becoming so reliant on GBNP for local hire jobs(F/T+P/T), affects(stifles) entrepreneurialism, creativity, drive.
Widening dirt roads.
Too much traffic and construction.
Community center.

Question 7: What role, if any, should the City government play in the local economy?

- Other (please specify):

Maintain status que for the most part. There are only so many things the city can do to affect the economy. Providing hi-speed internet to all residents would be positive, but currently not feasible. Keep an eye on options.
Do what they can (within reason) to encourage a net hamper local economy.
Promoting local business better. Trying to promote new business locations. Commercial rental locations.
Collect tax's (fish box, etc.).
Stay out.
Other than maintaining roads and ORC, they shouldn't interfere within a community that has thrived in it's isolation for decades!
None. Private sector alone does that. No more unnecessary growth in govt.
Encourage cottage Industries. Redesign the tax code to do of time [illegible] tax district.
Stay out of things. If you want a regulated lifestyle, move to town.
Help get fast internet for the community.
Continuing to offer the endowment fund.
Prevent monopolies (one family owning most businesses).
Put addition on Library for preschool/ daycare/ library use ASAP. This will assure parents can work more. Hours and feel proud to have the city/ Library for their children's growth and development.
They need to be a leading force.
As little as possible.
Work with park to develop long stay destruction form that reflects community and park [illegible] guility economic development that is sustainable.
Whatever to be able to support netter internet service. We got at lower electricity bill.
Keep public information true in good shape, either directly or by pressing the state.
Stay out of it.
City Gustavus should play the leadership role.
Not obstruct business besides collecting sales and bad taxes.
Lower sales tax back to 2%.
City should stay out of involvement with businesses, but continue to provide support for advertising and promoting Gustavus as a whole.
Minimal with continuing help with road, dock, etc. The city is there only to help grow the economy- not stifle it.
Butt out- impound charter vessels and trailers who don't comply and what about fish export tax.
Lower tax rates.
Very little, unless businesses violate ordinances or attempt to monopolize specific areas of business activity.
Keep a level field keep competition in. Stay small.
Don't hamper it.

As far as city government is concerned, less is always better.
Provide assistant to those wanting to atant/expand by coordinating with experienced great writers (individual help or class) and overall planning and management.
Set it be...
Nothing, stay out of peoples business. Our city gov. has turned somewhat corrupt, not listening to the people vote. Then pushing a few gov. "secret" agenda's, without city's people vote.
None. City and private should remain just that.
Try to recruit new businesses.
Push to have utilities cost effective for business. Road corridors conducive for commerce. Adequate ferry service. Help institute WiFi service.
As little as possible.
Limit size and quantity of fish charter ops. And establish acorbentax and fishbox export tax.
Needs to improve infrastructure. Gravel roads are full of potholes and getting worse. Needs to be city operated not by private contractor. Water is stetchy. Internet is sketchy electricity expensive. Freight and groceries expensive.
To make sure no monopolies are formal.
Planning/ zoning.
Continue to support local business, you already do support some business through GVA monetary support. Support of ferry service and other transportation means.
Zero, less government the better.
Don't know.
City should provide infrastructure and services that support and enable high living quality, clean, attractive, inviting community, and reputation as a community that does things very well. We should be distinctive and a proud example of the best small alaskan city can be.
Enforce state and local business license. How is it ok to have several unlicensed = General contractors in town? They don't pay taxes and its completely unfair to all licensed "GCs" who have to charge more to cover insurance, [illegible] comp, payroll taxes etc. These [illegible] "GCs" are illegal. stop these.
Minial. Current responsibilities are plenty. Don't complicate things.
Provide basic service infrastructure and governance.
Create an environment where it is possible to start was maintain small business. Improve roads cate to tourist as a city. Support local business.
Little.
Enhance the role of the GVA.
Lack of city GOV'T is the reason most people came here.
They should advertise all city services and contracts in general, so costs could be redp down.
Develop tourism and the related in duties.
Encourage more visitors to Gustavus not just national park.
Zoning. I'd hate to see non-residents owed businesses everywhere ie fishing lodges.
Minial. More effectives, collect rural tax.
Support for GVA and clinic try to help reduce electric rates.
They should keep the hell out.

Current condition of economy is strong for a community of this size. City government should support the visitors association by providing requested funding for marketing since tourism is a primary component of the local economy.
Celluray G4 service is poor and unreliable in Gustavus. To create a system where a cell tower was up higher or on a hill (falls creek) would improve opportunities and functionality of business.
Maybe create a small low interept to an program for local business start-up development.
Collect taxes, provide service desired by community (library roads, boat harbor) should not be a road block or problem to local business development.
Prefer Gustavus city government sky small. Monitor check industry - use of dock and fish boxes going out.
Levy taxes on summer only businesses.
To help maintain a cleary safe and healthy community that will ensure community members the opportunities to work and prosper.
Not against city gov't having a role but don't never hour. Usually new happiness are [illegible] are [illegible] where local take an [illegible] in hour. Do not increase had tax? Advantage? Start a charming of commence.
A very limited role.
Employ an operator qualified work on road ways. Brushing, grading, snow removal, ditching etc. might be cheaper than contracting it out.
Promote small local business.
I wish the city owned the utility company. I don't feel they need promote economic growth.
Help get reliable internet (affordable).
Continue to keep small communiction. Few taxes. Few regulation.
Offer tax rebates for good business conduct.
Allow commercial [illegible] a chance to lie up and sell their product without harassment.
Support regular ferry service for affordable transportation and freight to keep prices low in Gustavus.
There's a lot the city could be doing to encourage tourism. Something as simple as being included with all the other southeast communities who are listed in tour pamphlets (like the ferry's productions, etc., etc.).
It should strive to create an environment that is healthy and safe so that our economy can thrive. Improving our roads helps everyone in all ways, work, business, shopping school, improving marine access, restore float system, support for services such as lobbying for continued, regular ferry service, support for any service that makes living, working, running a business here easier good school, good clinic etc.
Collection of fish box tax, strong support of education, health care.
Collect a modest amount percent business tax, provide infrastructure (modest but key) to enhance business opportunity, and importantly use tax dollars wisely.
Support environmentally benign and strongly support green ventures! Oppose any cruise ship disembarkation!
Keep the roads fire dept. and library in good condition support GVA. Monitor the use of city floats and payment of taxes more aggressively.
Minimal.

As little as possible other than providing needed services.
Maintain infrastructure.
City should provide services that keep Gustavus a great place to live. Rather than being critical of GVA, community center and charks fishing etc! City should see their role as supportive of private endeavors.
More hands off. Stop paying to promote growth.
None. Don't think we should ever have a GUA.
Provide services, [illegible].
0, other than saving money from taxes.
Very little, investments in infrastructure (no restroom at airport)
None
-Continue strong support for our excellent library and the DRC. -Continue strong support for Fire/EMS facilities and staff. -Improve internet service.
Fund and support community services which are essential to a thriving community--library, DRC, Fire/EMT, Harbors, Roads. Decent internet service would be a big plus, as well as safety for all the citizens.
Support local businesses with admin, support GVA as contact point for tourism. Be business friendly, helpful supportive, responsive, educated treat business at high level of attention from council and staff. Honor business and validate contributions.
Encourage competition.
Is there a way for the city to discourage or deter more growth of charter fishing industry? Raise the fish box tax but what else?
Promoting Gustavus as the "gateway to glacier bay" to foster tourism.
Only in that the city has jobs or employees to do city work.

Question 8: How important are the following potential infrastructure projects to Gustavus' future?

- Other (please specify):

Restroom Salman Rover Park.
Public laundry and shoulders.
Library addition for preschool.
Harbor break worker.
Protect private beach land.
Pool.
Stopping driving camping all over the beach
Basic need of visitor's laundry, showers, camp ground, bath rooms, internet, public phone, are not available to visitors who cannot book rooms, should be centralized and consolidated.
Restrooms at salmon river park and "downtown" near PO and school, very important.
Reservation development.
Better cheaper air service more ferry service cheaper.
Enforce speed limits build rink creek bridge soon.
Improve and expand fire hall.
The salmon river harbor boat ramp floats are in total disrepair. And they have been [illegible] with bolts that are improperly proud and result in damage to the boat wills of several local's boats.
Harbor (public) with breakwath.
Local road signage.
Purchase Golf course. To avoid possible development/ housing units.
Cell towers/ improved G4 service.
RV septic pump out station.
We can't afford the present infrastructure. We can't afford to unproven or add new projects.
Invest in publicly owned infrastructure.
Improve cell service.
Not more [illegible] please.
1) junk car barge, 2) restroom at airport
Homeless shelter
New an approved school gym.

Question 10: IF the city government considers providing additional services, how supportive are you of the city providing the following:

- Other (please specify):

Not city responsibilities to do businesses that could be private business.
Preschool/ Child care support.
Preschool support.
Daycare / Preschool in Library addition.
boat harbor.
Internet.
City pool.
Boat harbor/ Broadband Internet.
Additional Taxes to pay for.
Housing areas.
Restrooms, restrooms, restrooms.
Trash and large refuse rule burning ord. Burning for heat and enjoyment only.
Platting map of town.
Paid ADM/ city manager.
Beach protection [illegible] and enforcement.
Increase salaries for public school teachers.
Support health cares and education.
Incentive for better internet.
Keep vehicles or road and beach off.
Paid law enforcement.

Question 11: As compensation for fisheries closures in Glacier Bay the city received about \$955,000 which the community decided by vote to be place into an endowment fund. Its investment earnings, after inflation proofing, are to be provided annually to the public in the form of competitive grants for local projects. In FY 2016 the amount available was about \$38,000. Spending the Endowment Fund principle requires a supermajority of Gustavus voters. What is your level of support for this policy?

- Disagree

Strongly agree.
More transparency.
I have never been asked if I would approve, perhaps info to the public.
What about the fishermen that got run out of the bay? Now everybody's got a long run to fishing grounds and Xray fuel expense ect.
Keep the principal safe.
Should not be allowed to spend principle ever.
Use the principle and it disappears all funds would there be diminished don't touch the principle.
Should not be annual, market conditions could [illegible] returns.
Do without! Keep this policy.
Would depend on reason for spending.
Leave principle alone and only make caring available.
Don't want carry council in charge of if spending. Maybe shouldn't be a super majority to approve spending.
Use the internet for if grade grow [illegible].
Principal, as in [illegible] transaction.
Money should be discharged by vote of the council.
By council vote.
Quit increasing with it.
maintain endowment fund and use earnings to supplement budget surplus deficits.
As long as it stays local.
Public vote for funds allocation.
Instead of giving money to the community center use the earnings for road maintenance but do not use the principal.
Quit giving the community center money and use it for a better purpose that would better our city.
Use it for funding city. The city doesn't need to be in the endowment business.
Endowment fund earnings can be used for city or non-city projects.
Build a boat harbor!
Don't spend the principle! Keep the grants from investment [illegible].

Question 12: The city has been run with a budgetary surplus ever since its incorporation, and has developed savings roughly equal to the city's annual city budget (approximately \$730,000). The present council's intent is to continue the policy of retaining this surplus as a "rainy day" account for use in the case of budgetary overruns, or community crisis. What is your level of support for this policy?

- Disagree

Strongly agree.
Community residents should be able to have a say on how the city council spends this money. Not give " " free hand.
I agree to "crisis" determined by public only, not for city over budget, don't hire so many trips, etc.
Build addition to Gustavus library for preschool/ daycare.
Community center and boat harbor.
Take a percentage of surplus ie. 10% towards improving a service: broadband internet, floats/ docks at boat harbor, outer dock floats.
Allocate 10% to boat harbor and float (on outerdock) improvements.
Consider using for road maintenance.
Fund preschool and day care.
I know it's really low, but the city would still profit from a 2% city tax. We are currently at 3%.
Put a cap on the savings amounts use the rest for roads.
Use some of the funds to fix roads and some other projects.
Add part of surplus to endowment fund principle.
Roads.
Don't want the city council to be so tight with funding that no money is available for necessary services.
Is this 730,000 for you? Keep \$730,000 just [illegible] only grade is [illegible]. Noodle dock etc.
City manager or admin pay major/ council members.
The city surplus in savings is [illegible] much higher than stated here and it increases each year. The city should spend some of existing savings on products and services that improve quality of life, environmental protection, and public health and safety. Don't be afraid to spend tax funds you collect.
The road system need to be improved. Spending to hire an engineering firm to make recommendation to the council is money well spent. Hire an administrator to get feelers out for grant mo do more project. Improve all our city roads. Money well spent.
Take you of the funding and put toward road improvement for high traffic areas; drainage issues as well.
Fund a VPSO-law enforcement officer.
You have the fact wrong again.
The Gustavus economy is always tenuous and this account is important to keep.
Add some to endowment at fund the preschool!

Yes, hear a rainy day account but drop the sales tax back to 2%.
Roads need improved (paved?). Use funds (after banking the amount now retained for the rainy day fund) toward paying Gustavus roads.
Surplus is understated save this much and use remainder for services. Surplus should be used for services. Could be used to hire city administrator.
Fund capital projects instead of using endowment for city projects. But ensure to keep savings R+R fund for city assets.
We should seek balance. Not surplus.

Question 13: If the city government considers improving or adding services, do you agree or disagree with the following methods of payment?

- Other (please specify):

Cut back on spending!
Dock float have fee for skiff float.
City tax on charter fishing.
A carbon tax, gas and diesel.
No decrease in savings. Use interest only.
Wise spending/ no lawsuits.
Carbon tax fas oil propaces.
Vacational / and home property tax. Why shouldn't the summer residence be paying additional tax, why should residents pay for sealand projects burden on city infrastructure.
Use saving for needed project like road improvements.
Tax business not owned by local (year round residents) who make \$ off of Gustavus.
Tax on second homes(property).
Fish box tox tax
Increase summer tax rate and reduce winter tax rate.
Remove bed and fish box tax. Increases sales tax.
Tax part time or seasonal. Property or business owners.
You just said in Q12 that you have had a budgetary surplus every year. No need to raise rates or fees of any kind.
insurance for workers
current services are fine
Property on income tax.

Question 15: The city council is working to increase citizen involvement. Please rate how likely you are, or would be, to use the following methods of citizen participation.

- Other (please specify):

The city council has not been responsive to community inputs often acting as a monarchy. One citizen initiative petition was tabled twice without discussion. Then failed on the third try. With more than 90% of registered voters supporting the petition.
Public media.
Depends on project.
Social media.
Pay council + major = better involvement.
Vote.
Participate in GVA

Question 16: Please rate the following elements of the city governments performance.

- Other (please specify):

Planning for future.
Need to be more polite to each other.
Professionalism.
Use common language to communicate instead of legalese.
Confidentiality.

Question 19: Currently, what is your overall level of satisfaction with the city government?
Why?

There's no place to comment on this survey. It's awful long.
City government is carried out by and host of volunteers and dedicated employees. All [illegible] taken on by city are carried out effectively and on budget. City government is transparent and accessible to all.
I appreciate the time our city official do put in. Thank you!
I have not learn [illegible] with city government since moving to Gustavus. I am retired very uninformed.
To negative / to fighting, to much turn over.
Too tourist/ charter boat supportive. I like rural, had back lifestyle without "outside" interests interfering without our community.
Have not attended. Still same as always do not see proposals forwarded for services but current services are fair.
Personal agenda.
Taking over business to make \$ for city that takes away work from provate.
Seems too many council members want to make Gustavus like living down south.
I don't think we need "a city" but since we do have one, it requires its own layers of bureaucracy (city gov't)
Service are great past infighting and lack of mutual civility between council members; unkindness training new secretary by city clerk; Hardship dealing with white-in member until her term was done.
Does the best it can with what it has to work with.
Have not been adversely affected by their decisions.
To much in fighting among members.
It's a small community, we don't need, or want city government.
Generally, things are going recommendly well.
For all the reasons noted in #16.
Too much government involvement is a direct contraindication to the value of Gustavus character. Gustavus is rural community. Lets leave it be.
City council members are not great at representing constituents that have varying opinions from them. Personal agendas are very prevalent.
Create cities management and micromanage, always seems to be a crisis happening.
It might be helpful to hold public interest meetings 3-4 times a year to hear issues that ate important to the public.
Something seem good and some poor balance at neutral.
The city council is a would of itself community input is rarely considered.
Don't know enough.
I am not a political person and I don't believe that my opinion make a difference.
#1 crooked mayor. #2 council tries to sneak various agenda's thru without peoples vote, closed door meetings. When I speak up I m branded as a trouble maker.
I marked this because I am between unsatisfied and neutral. I feel that my opinion on resolutions and other city actions are not valued. If they were the meeting would be more

open to the public. Not at 10AM for work session when all views are discussed. All I see at council meeting is a vote on predecided Issues. I have no input.
Agenda driven. Non-professional attitude. Micro manage by council.
Some majors and council members do well, are kind, honest and helpful and understanding. Some are/ have been rude power [illegible], spiteful [illegible]. Overall in my view, the [illegible] should keep small, simple. [illegible] conservative and kind and considerate to skill time residents when value the place as rural low service.
I'm busy with work and family. I don't keep up with city council issues and meetings although I appreciate their time and effort.
I'm new to community, but things seem to operate pretty well.
Roads are bad. Need to go to Juneal every month for groceries. Prices too high. Transportation costs are very high. School is marginal quality.
In a small community we all have to get along.
Would like to see more people run for open council seat so open seats aren't filled by write ins who don't wants to serve. But appreciate the time council member give serving us.
[illegible].
They're not doing a bad job, but I don't like how it continues to expand.
City office people always helpful.
Need more young council members.
I think folks on the council work very hard and try to do good things. But they fail to get the buy-in from the community, and in some cases are very rude to the public. Then they resent people for not coming to meetings.
Our city does a good job with the limited service functions it provides, but it should continue to improve those services and community infrastructure while maintaining Gustavus distinctive character and environmental quality. The city should make fuller use of the tax revenue received and not just put it in the bank unused.
Satisfied with the current city involvement within the community.
High levels of integrity, accountability, transparency, and fiscal responsibility.
The city needs to grow up and stop depending on council members to do projects for the city. City council members main job is to vote not do work on projects. Ask city needs a professional city administrator/member to do project to present to council for voting. If rea city does hire an administrator/ manager we will finally start acting like a city and not a community citation. More folks will step up for becoming council members.
The cost. Benefit ratio of most city government projects is neutral to negative.
Meetings are regular, council encourages citizen participation. There should be fewer items on the [illegible] agenda, only if identifying a person to committee.
City gov't seems to be a job creator for a select few. Services are non-existent. And we don't need the m. I can see no improvement in the last 16 years only increases in taxes a fees. Since we became a city.
City does what it can with resources available. Current harbor master is great (John Sanchez) but facilities are laughable. We need a real harbor means more money for city! Pay council and mayor. DRC is great Tax fishing lodges more! Preschool and school are amazing and invaluable. Keep locals means jobs.
I generally trust them to make wise decision.

Because I find their overall performance satisfactory.
Poor budgeting for gravel road maintenance. Poor response to constituents' complaints. Poor response to constituent opinions/ suggestions. Poorly designed website-redundant clicking to age egg info. City officials interfering with rights of privacy.
The whole reason for incorporation was to take care of roads! And they can't even be that. They will hey the state or feds so a process, then take over once it's complete and then charge us for use or floats eye after we already paid with our taxes.
I didn't live in Gustavus before incorporation and I don't really understand what change/benefit there has been. I am not interested in serving in city government because meetings are contentious and unproductive and ruled by big personalities.
They are a committed group.
The council members, incl mayor, work very, very hard at what they do. I believe most residents have no idea how many hous they invest in trying to solve city questions.
Too much fighting between council and major that is unproductive and makes me want to keep my distance.
Not welcoming to public.
The many improvement, as I see it, seems city government legal, roads paved, letter health clerk, letter emergency response excellent library. The city government eat [illegible] did all this [illegible] in general the city government is made up of the folk who are the [illegible] who made it happen- city government provided the statement and money.
Very professional people [illegible] supply.
Do not like actions at Boat Harbor. Burning boats some cavil members act out of self interest and act disrespectful to others.
Spend too much money, too many signs, too many [illegible]. We are small [illegible]. Needs to restrict focus to public safety, roads and outer floor.
The council is made up of the some group of people it has a way been (changing recently). There are older, financially independent for wealthy (for Gustavus) people who do not represent and more or further interests. It's a fairly closed group. I would like to see some compensation for council members to encourage those who would otherwise not non. I would also ready like to see more community [illegible] (maybe Facebook page?).
There are council members who are judgements and prejudicial
Spending too much money and hiring too many employees.
Don't agree with everything, but in general roads are being maintained and government overreach is not an issue.
Hiring a city administrator (with proper credentials) might go a long way to healing damage done by past (maybe current) personal agendas vendettas some of city council members. Too many on city council don't run legitimately, participation might improve with professional city administrator, projects, funding for them might happen too, like road upgrades, workload for Mayor and cc would be hugely reduced.
Less is more.
Too much focus on development and infrastructure, not enough focus on protecting what we already have. I don't support increases reliance on full-time positions beyond the fire chief position.
Need qualified city administrator to provide know how and continuity. Need planning or zoning. Need ability to enforce ordinances.

Not very innovative.
In general, the city government tries its best to support and benefit all members of the community. And it does so in a democratic way. Most of the time.
The work load currently is too high to reasonable expect volunteers to accomplish. If we paid we would get better service commitment.
Time and again with roll exceptions, clerks and council members develop an anti-public attitude, like they know best and the rest of us, are a nuisance. By focusing on engaging the public, the city's reputation and participation would improve. No agendas, just services.
Always promoting growth and development rather than protecting what makes Gustavus unique, peace quit and [illegible] beauty.
Infrastructure development emphasized over protecting quality of life.
Council people generally are rude and dismissive when the public gives comments or tries to speak up. Current city clerk is rude too. People are too rude to each other.
Personality drive current mayor. Holds grudges, poor judgement.
We are doing our best, not a win-win situation.
Not at this time.
Keep government to a minimum, town is fine, don't fix whats already working.
I appreciate the slow pace of life and development in Gustavus. Maintaining this slow growth is difficult in our fast-paced, money hungry population.
We have a fine library, DRC, Fire department, health clinic, harbor facilities, road maintenance, opportunities to attend other community projects as needed.
Service provided by the City are very good: excellent library, DRC, Fire Dept/EMT, Community chest, roads, etc. These are all vital to a good and functioning community.
Lack of support for businesses and local economy. Lack of interest on art of council in local small business.
Always represented by extreme liberal office holders. No balance.
I am not very in touch with local giving sorry to say.
I am neutral because I am not involved or aware of functioning of city government. I do appreciate its presence and work!
[illegible] people who work hard with care deeply for the welfare of [illegible]. The creation of this survey is a perfect example. All the primary seasons for Gustavus to become a two class city back in 2004 (ferry dock falls creek, fuel farm etc) have been achieved, Nearly \$50 [illegible] has floated in this town in 12 years. Now let's take special case to retain our quiet, friendly quality of life, avoid the paradox of improving ourselves out of the best things we have. Beware of overdevelopment. There's a saying in rural Mexico. "Bad Roads. good people, good roads, too many people".
I appreciate the city government and its support oc community and its desire to meet the needs or requests of its citizens.

Question 20: Please rate your level of satisfaction with City (gravel) road maintenance:

- Other (please specify):

Put better, longer lasting road surfaces.
Grate more often.
Ditching needed on Wilson Rd.
Ditches on Rink Creek and Good River.
Wilson Road is wide.
Snow removal.
Great job on recent upgrade of library parking lot.
Bear track should pay excess fee on Rink Creek road during summer.
No focused plan.
Have to call for any service/ mtn.
Road grater seems to push materials. Of the sides rusead of crowning for damage.
No street lights no bike paths.
Roads need bar dithers.
Proper peak in roads and drainage on sides road absent drain- new machine doesn't dig deep enough need proper surface full.
Don't like tractor- no crown brings up rocks.
It's important in FYIF.
I don't like the new road drag.
Wilson road maint.
Improve bike travel.
Snow removal.
Current maintenance is definition of insanity, paying by the hour, not the job, might encourage better eliminating potholes instead of just filling them with loose sand.
Does the city need to be [illegible] in road maintenance is?
Current contractor does [illegible] job grading postes all grovel in to ditches.
Environmental quality.

Question 25: DRC operational costs are generally paid for by 60% user fees, 20% city subsidy, and 20% other (FY 2015 budget). In your opinion, how should the city pay for DRC expenses?

- Other

Also community chest helps pay, but I know it also uses DRC services for unwanted (BAD) donations.
Being very supportive. Whatever it takes.
Increasing fees might cause some people to not use DRC (like when they increase recycling fees).
100%user fees, [illegible] subsidy, [illegible] on dumping on burning.
To encourage us, and a cleaner and healthier environment, we should 100% subtracting jobs.
With more compliance revenue would increase (offsite dumping and burning).
Prices are currently very reasonable, but higher prices would make people burn more trash at home. Lots of people complain about current prices, as it is. Its a lame excuse to burn plastic.
Fines for burning tach and improper. Inconsiderate handling.
Do whatever needed to keep going.
If fees are high some people may dump in the forest.
I don't want higher fees to discourage people ferry using it.
If users are not willing to pay for it. They should not force someone else to pay their part.
If cost increases people may stop using DRC.
i don't think city should charge for food waste garbage.
Make compost free to donate- keep selling done compost in the spring. Demand will be pet, more money made and people will quit dumping off the dock.
If you raise fees, that may discourage some from using the DRC and have "pits" that attract beats and dogs.
Already too many people don't want to pay for their trash so don't think that increasing fees will be a benefit to the neighborhoods.
Raise prices at community chest. Sliding scale at landfill.
I am willing to pay more, however if [illegible] fees caused most people to avoid using the DEC, that would be un[illegible].
Require esp. sports lodges to dispose of fish there and pay to do so.
30 present city subsidy to ensure facility and equipment upgrades as needed, increase of users.
Community chest money goes to the DRC too. How is that reflected here.
Fund 1 free day/[illegible]
Higher fees for businesses. Lower fees for homes.

Question 28: The city has put emphasis on improvement of the Salmon River boat harbor 2016. Please indicate your level of support for the following additional actions at the boat harbor:

- Other (please specify):

Remove all derelicts, incl. "kitten".
Restrooms should [illegible] to up the tax payer year round, not just summer for tourists.
Need more cleates on bull rall.
No support for kitten what makes it special.
We need decent floats/ docks we can rent.
Fish cleaning
Fees/ permits to expensive for subsistence users.
Add length to ramp and fix/ replace the floats harbor floats are junk.
A real harbor with [illegible] means \$ for city.
Extend ramp and replace float.
Fish cleaning station needed.
Remove all derelicts including kitten.
leave it alone!
Let the trees come back.
Get rid of all derelicts.
Have note board for messages
Require annual stickers if moored to public provided facilities, remove "privately owned" [illegible]

Question 30: The city raised about 1/4 of its \$31,000 budget from its current fee schedule. What suggestions, if any, do you have to modify the current fee schedule.

Grants?
Collect, are all commercial/ charter boats paying?
Raising fish box tax and use the funds, that was supposed to work that way in the beginning.
Fee's need to pay 100%.
Not a Harbor it is a river with salmon runs. We have used this spot [illegible] the beginning of Gustavus for locals to put boots in safety. Leave it a lone its worked our great for many years.
Let the boat owners take care of it!! It worked for years.
Unsure.
Raise traning rats, usually 1.0-1.5 day. Commercial should pay daily fee riven and dues.
Private flor are execpt.
Is that 31,000.00 to pay [illegible] for only summer work? Private facts should not have to pay fee to city.
It everyone has to pay why isn't the dock useable? Any westerly wind or swell and everybody has to anchor out why not put a seawall and/or expand river harbor.
Collect the \$5.00 skiff fee at dock float.
\$5/day at skiff float (outer dock).
More money, and strong, but rid of defects.
Fee's at 100%.
Remove handing craft and barge fee.
What about increasing fees to get 1/2 what is needed for the budget?
Ok, as is.
If there were covered (roofed) storage area for rested, the animal fee could be doubled or tripled.
Its only enforced by "honor system" so simplify. Don't charge for transients in SRH. You won't see them anyway.
Increase fees across the board.
Landing craft is damaging the river bed. MAKE THEM PAY \$250/landing.
Seems OK.
Cut harbor master hours in half. There is not enough for him to do.
Less for landing.
Use of boat harbor (salmon rive) costs the city nothing. The fees are not justified and discourage subsistence use.
Cut the harbor master hour back. He doesn't have anything to do except bug you/ me anyway.
Homeowner faces for transient vessels, knowledge slightly.
We have 400 residents, how much government regulation do we need.
Enforcement.
No idea.
400 lifetime vessel. You use it. You pay for it. Fees for usage of facilities.
It looks good maybe charging more for commercial boats.

Each fee could be raised by a small amount. More LT storage would bring in in extra monies and everyone with a boat in the harbor (whether on land and ion the slough) should pay annual harbor fee.
I make sure fees are paid. Make penalties a source of revenue. Fish box taxes need to be spent here. Back off at the salmon river, run the ramp and leave the rest the way it was pre-city hood.
Increase fees.
Cut the harbormaster hours in half, not enough for him to do anyway.
Give people breaks on 2nd and 3rd boats. \$50 for first boat and \$25 for others.
Eliminate HBR meeting position. Increase commercial outer dock fees.
Add: charge same long term storage fee for vessels in sloughs. (Same as upland storage fee).
The charter fishing companies reap 10's at thousands of dollars a season is out community. They hire no locals and ship as much of there money out of our town as possible. They should pay more min. \$1000/season and they don't pay taxes honestly. Also its deplorable how a cog employee/ have treat locals on the dock where they take a boat "in the way" at what fleet.
Get a plan to reposition and outer float and reposition due float if at all possible. I think the city owns the float so the city needs to get it back in place or sell it and use the process to do what it can to improve marine facility.
More money for now motorized vessels. More, much more money from charter boats free transient moorage at salmon river harbor.
Enforce the present payment schedule.
The river is not a harbor 16 hours of a 24hr day it is totally unusable, (its dry). Charging people a harbor fee is unconscionable.
Charge Harbor boat fishing vessels a daily pce to use both this salmon river boat ramp and the over dock float.
All fees should be increased except residents.
TVO fees for local charge the heck out of charter fishermen.
Fees can be raised without improvements and amments and amments (bathroom). Get a real harbor, then charge more. Charge a non-resident fee- charter fleet.
Barge landing fee is excessive. It needs he on-going maintenance.
increase long-term storage fees.
Increase long-term storage fees to \$500-/ seems fair singe proration is allowed.
They never should have got involved with it to start with. They saw it as revenue and the want us to pay for what we used to get for free.
Get rid of the harbor master position. It is unnecessary.
We are incredibly dependent on tides here. The fee should allow non-commercial vessels several nights(eg:4) each summer to leave a boat docked.
Seems good.
Increase fees for charter boots.
No change.
Even if these were increased by 50% overall it wouldn't even budget and might hinder use. Some must decide how much support to grow though [illegible] a combination 25% increased the plus sales day.

City should take into account the sales tax generated from vessels operating at the floats. City should use fish box tax to bolster the budget for the floats.
I think user fees should cover more than [illegible] of budget for the SR boat harbor. User fees should be increased to cover at least 1/2 of the annual budget- clubbing.
Charge a fee for the tender sticker seeing [illegible] how they take up duck space.
Looks good to me.
Increase soct for commercial vessels.
Keep the same. No fulltime [illegible] master volunteer [illegible] master? No improvement in River.
Charge more for Charter Boats.
Charter Boats should pay more.
They're high enough already.
See chart, strive for 100% success in fee collection.
Higher fees for outer dock.
Increase fees commercial vessel registration substantially increase charges (make another category) for large glacier bay tour boat registration, capture tourist dollar in a better and more effective way.
Increase commercial vessel registration fee.
Use fish box taxes for this (make sure they are paid!).
Double the fees, too low at present.
No fee for kayaks unless stored at harbor.
Reduce fee for landing craft at salmon byes ramp. We need to encourage [illegible] weight to keep coming.
Do not increase hours of harbormaster. I would reduce hours. I don't think you can raise rates already seeing high.
Change more.
Looks good.
Increase prices and use fees to maintain the outer dock.
Change business users more for upland storage.
Raise the commercial vessel registration to \$1000.
Charge every sport charter fishing vessel a daily dock fee. They're making a far time taking [illegible] out of icy strait. Make it \$ 100 per vessel per day.
Have a fee schedule for households that own multiple boats and or trailers. Have a single use launch fee. Get the authority to enforce these fees with all other city ordinances.

Question 32: Library staff has heard from constituents that additional space and services may be desirable. Please indicate your level of support for the following statement regarding the library:

- Other (please specify):

Add addition for preschool/ daycare.
But community center more important than library expend.
Needs significant addition to the bldg. both for library and permeant space for the preschool.
Addection.
Fix heating system.
Add preschool paycare to building. addition.
Add preschool.
Increase activity/ and room space into foyer removing wall.
The library is great and deserves support from us all.
Depends on whether community center opens as this will fill that role.
Does not need to expand.
Add a daycare.

Question 37: Do you have any other suggestions for how the Preschool might find a permanent location:

Parents with preschool aged children should become more active in city government and work toward a solution.
Folls might donate land.
Become part of the school system. I do not think it is a city issue.
Dnrcand.
City should not be involved in fun living at all. Lease DNR land to build facility by current Gustavus Shore.
Permanent location should be at or near school to utilize play ground and gym. Attaching it to library would be ideal.
Addition to Library for preschool/ daycare and rent out for \$100/month at the highest.
Ask land owners to donate land, use grants to build.
Juneau has a Preschool.
Preschool board talk with current and future user facilities, maybe monthly agreed upon donative, even if no kids currently in school but will be in 1 to 4 years.
Transfer a piece of city land to a non-profit in order to site a preschool.
Remodel the original.
Change more for tuition so a realistic rent for a facility can be paid.
They should approach the churches. How about approaching the park services about renting one of the park houses apposite the school building and gym.
They need to accept the fact that space is probably available that is not adjacent to the public school, play ground and library. They should accept that preschools often rent space from churches or other organizations in the community and be open to these options.
Stay where they're at.
In the community center, for a fee. Not sure this is a "city" issue.
Library addition.
Our library is/ designed for addition on north side-heat pluming and election are stubed of. This lease free (land dot) ceded to the school in conjunction with library.
I don't know much about this. But I do know that the city and the school have plenty of land to build a preschool on. Also, the old preschool could be rebuilt or remodeled.
Partner with the library and add more space.
More [illegible].
Enlarge current building and allow them to use it permanently as its next to school and library. Convenient for parents.
Use the [illegible] centers.
Volunteerism.
If a community center is built, a part or all could be used for preschool in the day house, with adequate storage for preschool equipment and supplies.
Have land donated, supplies and building materials donated, offer a voter class in building, have students build new facility.
Stay at the present location.
This is not a city issue. Parents should organize.

Build a small preschool on city property near city hall and the salmon river park/ playground.
Private funding.
Combine with other facilities like community center or library.
You don't always get what you want.
There is not enough preschool age children to warrant the expense.
Addition to library.
Add on to the library- city just owns building- keep preschool run/operations within correct non-profit.
Could be a fund raising service of new community center.
User fee for those enrolled only.
The city should not own the building. The pre-school should form a non-profit and be responsible for the building paid for by user fees.
Maybe personal could be run out of a private home. The home could be one that is empty in winter and leased by the preschool or maybe the city could fund a structure for preschool to be build on school property.
Expand library to include space for pre-school/ educational classroom. This is difficult because enrollment fluctuates between 4-11 students from year to year. Four students doesn't warrant building a new student, leasing land, etc. Maybe worked chatham SD to allow pre-ic to join the kinder class. 3.5 days a week. Would here to only include 4 year olds. Otherwise its just providing daycare.
It would be good at have it near the school to avoid multiple pick-up/drop off tips by parts, trial way to use facility for day care too. I highly support the city's involvement.
Partner with community center.
Library expansion for permanent preschool/daycare housing.
Add on to the public library.
I heard that [person] offered to build the new preschool and donate the rent if the city sold him the old preschool land. That's the [illegible] at least.
Consider having it run as a business, which might require seeking it out some entrepreneurs.
What if any the responsibility of [illegible] SD to provide pre-school? City could maybe buy current facility, leave where it is and keep maintained, pre-school wants to be by school, library, gym, but a modular and put somewhere by library, maybe tap into water or sewer. That library has, how many accounts in rainy day funds are no longer pertinent and could be consolidate? Pre-school users also need as much "skin in the game" as possible.
It would be best to keep it close to the school.
Ask if some local landowner would be willing to lease land for this, A long-term lease.
Should not be a city function. Seek grants, work with local businesses.
No-strings private land donation, discounted building contractor, with volunteers helping to build.
Add on to the library. Become first class city and include preschool. City to partner with charter so.
They should build a building of there [illegible] or find are to rent.
Merge with the Gustavus community center.
Use old [illegible] or PO.

Keep using available space from school district. Rent space in winter from summer operations. Lots of space around.

Preschool, or before school is mainly glorified baby sitting, it is not all that necessary.

Build addition onto school.

Question 42: What is the single most important issue for the city to address in the next 1-2 years to maintain and enhance life in Gustavus:

Ferry service.
Volunteerism is in deadline. (Volunteer fatigue). Hire city administrator to take off burden. Also compensate major and city commercial members. I notice a number of questions that indicate an interest in expanding city service. Areas such as the pre-school, clinic and water tenting. I do not think the city should even consider such actions until it has addressed the issue of flagging volunteer participation in particular the lack of people filing to serve on the city council. We don't have enough volunteers to do current [illegible] much less take on more tasks. One solution would be to hire more staff, particularly a city administrator.
Keeping up Gustavus road infrastructure.
Deep water Harbor. 4
More senior citizen's needs. Over 65 local discounts.
High volume of traffic in summer, large vehicles on small RDs when bikes and people walking, people driving too fast.
Utilities/ Internet.
Clean up harbors and city management. And have local law enforcement (ups) presence.
Protecting the beaches and prelands. Put up nice barriers to proud [illegible] for during on beaches bear cans.
Access, less taxes.
Keep ferry coming to Gustavus at least 2* weekly continue to use own 3% tax to maintain roads. Build restrooms for local year road use.
Help get fair electrical rates.
Dock improvements.
Assist with expansion of clinic. Add concrete/ pavement to DRC.
Build addition for daycare and preschool at library.
Public safety.
Road maint.
Develop campground, clean up dock area, make public park, not defacted company spot.
Community center and harbor.
Internet service/ with fast "net' folk's could work from home.
Leave it be.
Public safety related to uncontributed animal, people driving too fast public drunkenness/ drunk driving.
Stop air and water regulation in buying refuse pollution. No burning of toxics.
Clean water, clean air, safe neighborhoods and support the school.
Currently doing a great job.
Gustavus should be more self reliant. Less dependence on funding from outside. For example the school should build a greenhouse and switch to a wood boiler. Students would be encouraged to grow food and provide wood for educational and sport opportunities and more tairy return.
Limited government, maintaining the current status quo.
Be supportive, not enforcive.

The harbor and outside floats.
Improve public (noncommercial float space at outer dock. And improve harbor mooring facilities and river access.
Twice weekly ferry service. If they have to cut. Then maintain twice weekly every other week.
Not expand city just for the sake of expanding. Have reason before asking for more money (I.E. taxes.).
Support library expansion, rather than community center building.
A scrap metal/ recyclable barge!! Some of our homes look like a war zone. Hundreds of cars, trucks, buses and heavy equipment. The DRC would have plenty of room if the bailed plastic, aluminum and scrap metal were shipped out.
Less is more.
Public restrooms.
Keep the ferry system operating and tending Gustavus. Our food, building materials, transportation all depend on ferry! We can all live just fine without fancy docks, restrooms, community center, etc.
I believe health care is very important. We have an older population and lots of new babies. Healthcare is [illegible] for all of us, even if uninsured. It is expensive here but more self you have to go to Juneau.
Maintain roads.
To provide the environment necessary for economic growth.
Improve internet connection/ service. Ordinance with fines for burning refuse and irresponsible refuse management.
Restrooms.
Preschool building/ location.
Education of residents.
Encourage diversity.
Stability of transportation, ferry service, are service.
To keep the simple life without charter boats.
Keeping weekly ferry service.
Deck.
Support clinic expansion project. Also somehow work with state and federal government to get the breakwater and proper support system back out in front as before the storm.
Ferry service.
Leave people alone. Let Gustavus solve its own problem and quit charging people for things they don't want. Move to user fees instead of taxes. SHRINK CITY GOV'T.
Actions to maintain small town friendliness and involvement. Build Rink Creek Bridge. Build community center/ preschool building.
Maintain twice weekly ferry service. If they need to cut. Then twice weekly every other week in the winter.
Volunteerism.
Sustainable and environmentally friendly development, ensuring clean air and water for generations to come.
Boat lasin, year round boat manage.
Hire a village public safety officer (upsd).

Putting year round residents first. We do a lot of the work keeping Gustavus, safe, friendly, and a thriving community. Seasonal companies and individual will not lamp our community alike for the culture.
Don't change our rural quality of life. Keep development to a minimum.
Attract candidates for city council.
Improve roads on surfaces that will not deteriorate with rain/ snow so rapidly. This will save \$ on maintenance and help all the folk and businesses.
Do not spend so much money that low / fixed income people can no longer afford to live here.
Deal with charger fleet depleting our local halibut stocks.
Assist in the facilitation of the clinic.
Improve the dock and salt water access. No fast charge fees to use what is not provided by the city. The main job of harbor master is to collect enough fees to pay his salary.
The awarding of contracts by [illegible] advertising, at the present it seems everything is awarded by nepotism. It seems everything goes to relatives of city council or mayor.
[illegible], experience physical plant to increase a [illegible].
Having more control on charter fishing. Charge higher usage fees and increase fish box tax. Put an inspection process in place to police fish box export.
Control charter fishing make sure they are paying tax on taking out fish boxes- increase amount of fish tax box and charge higher user fees to charter fisherman- 99% is not local and do not keep money in Gustavus.
Harbor-clinic- school.
Pursue any additional development very very carefully, with an eye to the potential to actually [illegible] the overall quality of life. Go above, but keep small, always think long-term sustainability and risk of unintended consequences.
Provide land for a rifle range. Volunteers will build and run it.
Public safety: law enforcement and speeding, noise from [illegible]. Bike safety. Protect public lands, reduce motorized use of beach and other areas.
Road hounding.
Allow public comment on hired personnel- open meetings to public prior to hires, like a new city administrator.
Reduce city involvement in local matters. Reduce size of city government.
Law enforcement. Gustavus is becoming a weekend suburb of Juneau. There is increased theft - We are no longer just our own community, but connected to the rest of sea. Driving and boating under the influence is a major problem in our town.
Please improve cellular service so that we have reliable and consistent 4G. I am also hopeful that more people will use the DRC instead of burying or burning trash.
Potential budget shortfalls.
It's doing a good job.
Increase law protection.
Potential local fish depletion - charter use of city facilities. Charter" self guided" trips. What are residents able to do? Fish tax on fish boxes. Rate case with AP&T to lower electric rates.
Help preserve the beach area - let people know where private/ public land is.
Keep regular ferry service.

Public safety.
Support community center.
Reconstruction of the Gustavus doc/ floats, then development of a protected boat harbor.
Do a better job of maintaining the roads in the summer and plowing in the winter. Provide [illegible] force a large area of the floats with a 15:30 minute maximum tie up.
Plan and action to decrease our fossil fuel use and greenhouse gas emissions. Also prevent property owners from collecting large members of old case etc. on their property, and find ways to support removal of those.
Roads.
Preschool.
Stop city growth. Stop regulation. No taxes, decrease services.
Roads.
Keeping the free system.
Roads.
Roads maintained.
Incorporate community in city processes.
Early childhood education and childhood. We need to be able to want to support the family. We need children to keep a job!
Dependable ferry service. By for the most important.
Maintain good ferry service.
Road up-grades like seemingly successful experiment by café or liquor store, road conditions affect every resident regularly, it's a health and safety issue overall and particularly in emergency situations.
Keep Gov small are services minimal.
Find a way to remove Gustavus school from Chatham school district and administration by [illegible], note, [illegible] recent lawsuit over school funding may have created options other than property tax to fund school operation.
Maintain ferry service at current rate.
State needs to pony up and fix the dock.
Better cell communications and internet! This is a requirement for economic growth and education purpose.
Road maintenance.
Hire qualified city administrator. Establish planning or zoning.
Water quality and waste issues. Sooner rather than later.
Encourage public participation in all aspects of life in Gustavus.
Safe harbor for boats that can not fit up the river at this point.
Begin discussion towards land use or zoning to prevent more scrap metal junk yards.
Attract and retain council members who care, by making public outreach and engagement the Number 1 priority. (at present it's poor).
Keep all motorized vehicles off the roads. Keep them off. The beaches and trails and anything that is not a road.

I hope that those is [illegible] of legging, the wood going out of town, one family [illegible]. We need to be [illegible] about the sex [illegible] in Gustavus. ¹
Planning and going. Make sure we have open spaces and considers.
Community center building.
Having a variety of people serve on the council having a full council.
Making city council sustainable, learn to work together. Evaluating and responding to growth and development carrying for a city with a year [illegible] of 500 is very different when 300. Do we want lots of growth? I'm not sure we do, but be able to respond.
Improve clinic services and space.
Lets not turn our town into the places we all left to live here.
A law enforcement presence.
The City Council must give final consideration to all proposals from various community committees. Discuss, vote, but never refuse consideration. No mayor should have the power to decide what issues can be placed on council meetings agenda.
The City council must give an open/welcoming consideration to all proposals from its committees and citizens. No committee or citizen should be refused consideration and no mayor, council member nor staff person should decide which requests or proposals should be allowed for the council to discuss and vote.
Support for clinic expansion. Small business advocacy.
Increase clinic space.
Clinic. Boat Harbor. Limited government.
Accessible, good [illegible], VPSO.
Increase the quality of secondary (middle and high) school education.
Be very careful about increasing taxation, city expansion, and financial involvement. Less government is better.
The poor quality of the middle of high school causes many families to leave Gustavus. The elementary program is excellent but it deteriorates starting in middle school.
APATHY in our middle and high school.
The central beach. Keeping it clean, widely and untrampled.
Drinking water quality. Price protection.

¹ This comment is highlighted for cautionary purposes. Though most of this comment seems to be illegible we wanted to bring it to your attention in case of safety issues.

Appendix B: Paper Survey

2016 Community Survey

This survey is presented by the Gustavus City Council in cooperation with the Disposal and Recycling Center and Library staff, the Roads Committee, the Preschool board, and the Clinic. Please take the time to fill it out carefully. Your collective opinions will be widely shared around town and with other interested parties. It will assist in developing a new draft of the City's strategic plan.

MARKING INSTRUCTIONS

For each question, please completely fill in the appropriate bubbles to register your answer.

Quality of Life

The purpose of these questions is to see what you value most about living here, and what changes you see coming.

1. In general, how would you rate your quality of life in Gustavus?

- ① Poor
- ② Fair
- ③ Good
- ④ Very good
- ⑤ Don't know

2. How would you rate the overall quality of the following federal, state, city and private services and facilities?

<i>Service/Facility</i>	<i>Poor</i>	<i>Fair</i>	<i>Good</i>	<i>Very Good</i>	<i>Don't Know</i>
Electricity	①	②	③	④	⑤
Health Care Clinic	①	②	③	④	⑤
Airport	①	②	③	④	⑤
Dock (managed by state)	①	②	③	④	⑤
Floats (managed by city)	①	②	③	④	⑤
Boat harbor (Salmon River)	①	②	③	④	⑤
Retail trade (e.g., goods, groceries, hardware)	①	②	③	④	⑤
Restaurants	①	②	③	④	⑤
Accommodations (e.g., lodges, B & Bs, inns)	①	②	③	④	⑤
Gustavus Visitors Association (GVA)	①	②	③	④	⑤
Air transportation	①	②	③	④	⑤
Paved roads (State)	①	②	③	④	⑤
Gravel roads (City)	①	②	③	④	⑤
Water transportation	①	②	③	④	⑤
Freight delivery	①	②	③	④	⑤
School	①	②	③	④	⑤
Library	①	②	③	④	⑤
DRC (disposal and recycling)	①	②	③	④	⑤
Community Chest (2nd hand store)	①	②	③	④	⑤
Fire/EMS response	①	②	③	④	⑤
Preschool	①	②	③	④	⑤
Child care	①	②	③	④	⑤
Other (please specify):	①	②	③	④	⑤

3. People have various reasons for appreciating a community. Please rate how important the following community attributes are to you and your family's quality of life.

<i>Community Attribute</i>	<i>Not Very Important</i>	<i>Somewhat Important</i>	<i>Very Important</i>	<i>Don't Know</i>
Friendliness of people	1	2	3	4
Rural character	1	2	3	4
Relaxed lifestyle	1	2	3	4
Remote location	1	2	3	4
Scenic beauty	1	2	3	4
Outdoor recreational opportunity	1	2	3	4
Availability of natural resources (e.g., fish, game, wood)	1	2	3	4
Safe community	1	2	3	4
Community volunteerism	1	2	3	4
Glacier Bay National Park gateway community	1	2	3	4
Personal freedoms	1	2	3	4
Tolerance of various views and lifestyles	1	2	3	4
Coexistence with wildlife	1	2	3	4
Dark night sky	1	2	3	4
Privacy	1	2	3	4
Quiet	1	2	3	4
Close-knit community	1	2	3	4
Artistic and cultural opportunities	1	2	3	4
Economic opportunities	1	2	3	4
Small community	1	2	3	4
Clean air and water	1	2	3	4
Pristine environment	1	2	3	4
Other (please specify):	1	2	3	4

4. The items listed below each describe potentially important issues facing Gustavus. Please indicate how you feel the current trends of each issue will impact the future of Gustavus.

<i>Community impact</i>	<i>Negatively Impacts</i>	<i>No Impacts</i>	<i>Positively Impacts</i>	<i>Don't Know</i>
People moving into Gustavus	1	2	3	4
People moving out of Gustavus	1	2	3	4
Increased tour boat visitation	1	2	3	4
Large commercial tourism development	1	2	3	4
Number of local jobs	1	2	3	4
Substance abuse	1	2	3	4
Float space	1	2	3	4
Ferry service	1	2	3	4
Frequency of regional air service	1	2	3	4
Air service cost	1	2	3	4
Electricity, fuel costs	1	2	3	4
Freight delivery cost	1	2	3	4
Health care availability	1	2	3	4
Protection for the beach near the dock	1	2	3	4
Lack of planning, zoning and platting	1	2	3	4
No enforcement of City ordinances	1	2	3	4
Hunting within City limits	1	2	3	4
Lack of police protection	1	2	3	4
Crime in Gustavus	1	2	3	4
Charter sport fishing	1	2	3	4
Mechanized use of beaches and wetlands	1	2	3	4
Air and water pollution	1	2	3	4
Improper garbage disposal (burning, no use of DRC)	1	2	3	4
Abandoned vehicles and equipment	1	2	3	4
Becoming Juneau's bedroom community	1	2	3	4
Secure a permanent child care center	1	2	3	4
Other (please specify):	1	2	3	4

Economy and Infrastructure

This section asks for your take on the economy and what, if anything, the City might do to help things along.

5. How would you rate the current condition of Gustavus' economy?

- ① Weak
- ② Fair
- ③ Strong
- ④ Very strong
- ⑤ Don't know

6. How would you rate current business opportunities in Gustavus?

- ① Poor
- ② Fair
- ③ Good
- ④ Very good
- ⑤ Don't know

7. What role, if any, should the City government play in the local economy?

8. How important are the following *potential* infrastructure projects to Gustavus' future?

Infrastructure Project	No Importance	Somewhat Important	Very Important	Don't Know
Improve/expand outer dock and floats	①	②	③	④
Develop dry dock and boat repair facility	①	②	③	④
Upgrade Wilson Rink Creek Road	①	②	③	④
Upgrade City roads other than Wilson/Rink Creek Road	①	②	③	④
Develop Rink Creek fire/EMS substation	①	②	③	④
Secure a permanent preschool facility	①	②	③	④
Develop public floating docks in boat harbor	①	②	③	④
Develop more winter storage in boat harbor	①	②	③	④
Develop public water system	①	②	③	④
Improve DRC's refuse and landfill system	①	②	③	④
Improve internet service	①	②	③	④
Develop a community center	①	②	③	④
Develop a community food bank/food pantry	①	②	③	④
Improve Health Care Clinic	①	②	③	④
Develop rifle and archery range	①	②	③	④
Develop more bike and foot trails	①	②	③	④
Develop additional public restrooms (picnic grounds, boat harbor)	①	②	③	④
Develop a public campground	①	②	③	④
Expand/develop Salmon River park	①	②	③	④
Develop way-finder signage (e.g., visitor points of interest)	①	②	③	④
Other (please specify):	①	②	③	④

Local Government

9. What is your level of satisfaction with the following CITY government services and facilities?

<i>Service/Facility</i>	<i>Not Satisfied</i>	<i>Somewhat Satisfied</i>	<i>Very Satisfied</i>	<i>Don't Know</i>
Library	①	②	③	④
Disposal and Recycling Center (e.g., DRC)	①	②	③	④
Community Chest (e.g., part of DRC)	①	②	③	④
Emergency response (e.g., fire, medical)	①	②	③	④
Road maintenance and upgrades	①	②	③	④
Snow plowing	①	②	③	④
Small boat harbor (Salmon River)	①	②	③	④
Outer dock floats	①	②	③	④

10. IF the city government considers providing additional services, how supportive are you of the City providing the following?

<i>Potential Service</i>	<i>No Support</i>	<i>Somewhat Supportive</i>	<i>Very Supportive</i>	<i>Don't Know</i>
Wastewater utility (e.g., septic pumping and disposal)	①	②	③	④
Drinking water utility for central Gustavus	①	②	③	④
Water quality testing	①	②	③	④
More public restrooms	①	②	③	④
Campground	①	②	③	④
Volunteer Police/Security Officer protection	①	②	③	④
Rifle and archery range	①	②	③	④
Firearm discharge regulation	①	②	③	④
Animal (pet) control	①	②	③	④
Fish waste disposal facility at the DRC	①	②	③	④
Toxic trash burning ordinance	①	②	③	④
Planning and zoning	①	②	③	④
Other (please specify):	①	②	③	④

11. As compensation for fisheries closures in Glacier Bay, the city received about \$955,000, which the community decided by vote to place in an Endowment Fund. Its investment earnings, after inflation-proofing, are to be provided annually to the public in the form of competitive grants for local projects. In FY 2016 the amount available was about \$38,000. Spending the Endowment Fund principle requires agreement by a supermajority of Gustavus voters. What is your level of support for this policy?

- ① Disagree (If so, what would you suggest?)
- ② Somewhat agree
- ③ Strongly agree
- ④ Don't know

12. The City has been run with a budgetary surplus ever since incorporation, and has developed savings roughly equal to the annual city budget (approximately \$730,000). The present council's intent is to continue the policy of retaining this surplus as a "rainy day" account for use in the event of future budget overruns, or community crises. What is your level of support for this policy?

- ① Disagree (If so, what would you prefer be done with the surplus?)
- ② Somewhat agree
- ③ Strongly agree
- ④ Don't know

13. If the City government considers improving or adding services, do you agree or disagree with the following methods of payment?

<i>Method of Payment</i>	<i>Strongly Disagree</i>	<i>Disagree</i>	<i>Undecided</i>	<i>Agree</i>	<i>Strongly Agree</i>
Increase sales tax – currently 3%	①	②	③	④	⑤
Increase bed tax – currently 4%	①	②	③	④	⑤
Increase Fish box tax – currently \$10	①	②	③	④	⑤
City income tax	①	②	③	④	⑤
Adopt property tax	①	②	③	④	⑤
Adopt new user fees for City facilities	①	②	③	④	⑤
Increase current user fees for dock/harbor	①	②	③	④	⑤
Fund from present City savings	①	②	③	④	⑤
More reliance on volunteerism	①	②	③	④	⑤
Other (please specify):	①	②	③	④	⑤

14. How would you rate the City government's current level of taxation?

<i>Tax</i>	<i>Too Low</i>	<i>Appropriate Level</i>	<i>Too High</i>	<i>Don't Know</i>
Sales tax (3%)	①	②	③	④
Fish box tax (\$10)	①	②	③	④
Bed tax (4%)	①	②	③	④

15. The City Council is working to increase citizen involvement. Please rate how likely you are, or would be, to use the following methods of public participation:

<i>Method of Participation</i>	<i>Will Not Use</i>	<i>Not Likely</i>	<i>Likely</i>	<i>Don't Know</i>
Attend City Council regular meeting	①	②	③	④
Attend City Council work session	①	②	③	④
Read city newsletter in local paper	①	②	③	④
Visit public posting locations (post office, library, City Hall)	①	②	③	④
Visit City Information Center at the library	①	②	③	④
Request council meeting summaries by e-mail	①	②	③	④
Visit City website	①	②	③	④
Run for City Council	①	②	③	④
Volunteer for City committees or projects	①	②	③	④
Visit regularly with a City Council member	①	②	③	④
Respond to questionnaires	①	②	③	④
Other (please specify):	①	②	③	④

<i>Method of Participation</i>	<i>Will Not Use</i>	<i>Not Likely</i>	<i>Likely</i>	<i>Don't Know</i>
Possible future council actions				
• Attend City Council meetings directed at specific issues	①	②	③	④
• Attend informal "Open House" with City Council members	①	②	③	④
• Attend informal issue-specific discussion groups	①	②	③	④
• Listen to City Council meetings broadcast via Internet	①	②	③	④

16. Please rate the following elements of the City government's performance:

<i>Performance Element</i>	<i>Poor</i>	<i>Fair</i>	<i>Good</i>	<i>Very Good</i>	<i>Don't Know</i>
Conducting public meetings and work sessions	①	②	③	④	⑤
Providing public comment opportunity	①	②	③	④	⑤
Representing constituent interests	①	②	③	④	⑤
Protecting local quality of life	①	②	③	④	⑤
Delivering services	①	②	③	④	⑤
Resolving conflicts of interest	①	②	③	④	⑤
Being accessible to constituents	①	②	③	④	⑤
Being fiscally responsible	①	②	③	④	⑤
Maintaining open and transparent government	①	②	③	④	⑤
Representing Gustavus at other governmental levels	①	②	③	④	⑤
Welcoming diverse opinions	①	②	③	④	⑤
Incorporating public involvement	①	②	③	④	⑤
Balancing development and lifestyle considerations	①	②	③	④	⑤
Maintaining high ethical standards	①	②	③	④	⑤
Other (please specify):	①	②	③	④	⑤

17. The City presently has 8 full or part-time paid positions (plus temporary hires at times). There are other jobs possible to be added by the City in the near future. What is your level of support for adding the following:

<i>City employment</i>	<i>No Support</i>	<i>Supportive</i>	<i>Very Supportive</i>	<i>Undecided</i>
Full-time Harbormaster	①	②	③	④
Part-time public works director	①	②	③	④
City administrator	①	②	③	④

18. At present, City Council positions, including the Mayor's, are entirely uncompensated. Most other cities in our area compensate these positions at some level. Our Mayor, especially, spends many hours per week on City business. Turnover in these positions might be lessened if some compensation were provided. What is your level of support for:

<i>Council compensation</i>	<i>No Support</i>	<i>Somewhat Supportive</i>	<i>Very Supportive</i>	<i>Undecided</i>
Paying the Mayor a stipend	①	②	③	④
Paying each councilperson a stipend per meeting	①	②	③	④

19. Currently, what is your overall level of satisfaction with the City government?

- ① Very unsatisfied
- ② Unsatisfied
- ③ Neutral
- ④ Satisfied
- ⑤ Very satisfied
- ⑥ Don't know

Why?

19a. If not satisfied, are you willing to become a member of the City Council?

- ① Yes
- ② No

Special Topics

This section consists of a broad range of topics directly related to City functions (roads, DRC, Library, Marine Facilities), and other topics (Ferry, School, Preschool, Child care) that are of immediate interest.

ROADS

20. Please rate your level of satisfaction with City (gravel) road maintenance:

<i>Road Maintenance</i>	<i>Unsatisfied</i>	<i>Somewhat Satisfied</i>	<i>Very Satisfied</i>	<i>Undecided</i>
General road maintenance services	①	②	③	④
Quality of City roads (e.g., drivability, appearance, drainage, surface)	①	②	③	④
Safety of City roads (e.g., visibility, drivability under bad conditions)	①	②	③	④
Other (please specify):	①	②	③	④

21. Prior to the incorporation of the city government, road maintenance was handled through an informal “pass-the-hat” and volunteer method of funding, managing, and maintaining City (gravel) roads. How do current City-maintained roads compare to prior “pass the hat” maintained roads?

- ① Current City maintenance is better than the former “pass-the-hat” maintenance
- ② “Pass-the-hat” maintenance was better than City maintenance
- ③ Undecided
- ④ Don't know

22. City road maintenance is largely funded by a US Forest Service Timber Receipts program, which may be discontinued in the near future. In 2016, the City of Gustavus received about \$76,000 to maintain roads. The amount has been declining. If the program is discontinued, should the city government continue to provide road maintenance services?

- ① Yes, I am willing to pay via taxation
- ② Yes, pay from City surplus funds while they last
- ③ No, return to "pass-the-hat"
- ④ Don't know

DISPOSAL AND RECYCLING CENTER (DRC)

23. Approximately how often do you use Disposal and Recycling Center (DRC) services?

<i>DRC Service</i>	<i>Daily</i>	<i>Weekly</i>	<i>Semi-Monthly</i>	<i>Monthly</i>	<i>Quarterly</i>	<i>Annually</i>	<i>Do Not Use</i>
Refuse disposal (e.g., trash, landfill)	①	②	③	④	⑤	⑥	⑦
Recycling	①	②	③	④	⑤	⑥	⑦
Community Chest (e.g., thrift store)	①	②	③	④	⑤	⑥	⑦

24. In general, are current DRC user fees high, low, or acceptable?

- ① Low
- ② Acceptable
- ③ High
- ④ Don't know

25. DRC operational costs are generally paid for by 60% user fees, 20% City subsidy, and 20% other (FY15 Budget). In your opinion, how should the city government pay for DRC expenses?

- ① 100% user fees
- ② 75% user fees;
- ③ About half user fees (like present)
- ④ 25% user fees
- ⑤ No user fees
- ⑥ Don't know
- ⑦ Other

➔

26. There are important upgrades for the DRC that have gone perennially unfunded by the State. They include: providing a hazardous waste storage facility, redesigning the yard, adding to the main building, and adding a scrap metal storage yard. Given the State budget crisis, the outlook is bleak for support from the State. What is your level of support for doing the following with City funds?

<i>DRC upgrades</i>	<i>No</i>	<i>Somewhat</i>	<i>Very</i>	<i>Undecided</i>
	<i>Support</i>	<i>Supportive</i>	<i>Supportive</i>	
Accomplishing the list over the next 3-5 years	①	②	③	④
Wait for outside funding	①	②	③	④

27. The DRC landfill disposal method for non-recyclables is to compact and stack them in a mound. In 1 - 3 years, this mound will become visible above the fence from Dock Road. The main alternative to mounding is to ship stuff out for non-local disposal – a costly process. Would you accept adding to the mound to the point where it will be in view from outside the DRC?

① Yes ② No

MARINE FACILITIES

28. The City has put emphasis on improvement of the Salmon River boat harbor during 2016. Please indicate your level of support for the following additional actions at the boat harbor:

<i>Boat harbor</i>	<i>No</i>	<i>Somewhat</i>	<i>Strongly</i>	<i>Undecided</i>
	<i>Support</i>	<i>Support</i>	<i>Support</i>	
Removal of all derelicts except the Fishing Vessel "Kitten"	①	②	③	④
Reducing present signage; supplement with single kiosk	①	②	③	④
Build public float space in the river	①	②	③	④
Provide a public restroom	①	②	③	④
Add winter vessel space (by enlarging sloughs)	①	②	③	④
Add long-term storage capacity	①	②	③	④
Require permitting for long-term moorage in sloughs	①	②	③	④
Keeping harbor clean and orderly	①	②	③	④
Require annual stickers for all powerboats in harbor	①	②	③	④
Leave things as they are unless a problem arises	①	②	③	④
Is fully adequate as is	①	②	③	④
Other (please specify):	①	②	③	④

29. The State isn't planning to reposition its storm-damaged outer float the summer of 2017, which leaves the City again with managing a very tight situation. Should the City:

<i>Outer dock floats</i>	<i>Little or No</i>	<i>Somewhat</i>	<i>Strongly</i>	<i>Undecided</i>
	<i>Support</i>	<i>Support</i>	<i>Support</i>	
Designate more of the limited float space for non-commercial vessels	①	②	③	④

This is the current Marine Facilities Fee Schedule:

Long term storage (upland areas)	\$150/calendar year \$20/mo prorated for portions of year
Vessel registration sticker (strawberry)	\$50/year for vessel & associated trailer
Non-motorized kayak or rowing skiff ID sticker (strawberry)	\$10 for vessel lifetime
Tender sticker (up to 10') used with stickered vessel	No charge
Commercial vessel registration	\$300/year
Transient vessels at float system or Salmon River Harbor	
Skiffs	\$5/day
Vessels up to 30 feet	\$10/day
Vessels 31 feet to 50 feet	\$15/day
Vessels 51 feet to 60 feet	\$25/day
Landing craft at Salmon River ramp	\$100/landing
Barge at Salmon River harbor (not at State dock or island)	\$500/landing

These fees made up about 1/4 of the \$31,000 FY2016 budget for funding maintenance, cleanup, and administration of the Salmon River boat harbor and floats at the outer dock.

30. What suggestion(s), if any, do you have to modify this current fee schedule?

31. Would you support a fee increase if necessary to maintain and/or improve the current state of the floats or harbor?

- ① Yes ② No

LIBRARY

32. The library staff has heard from constituents that additional space and services may be desirable. Please indicate your level of support for the following statement regarding the library:

<i>Library</i>	<i>Little or No Support</i>	<i>Somewhat Support</i>	<i>Strongly Support</i>	<i>Undecided</i>
Needs more space for books, magazines, DVDs, etc	①	②	③	④
Needs more space for kid's library activities	①	②	③	④
Needs more computer space and facilities	①	②	③	④
Needs more reading space	①	②	③	④
Needs more space for presentations	①	②	③	④
Is fully adequate as-is	①	②	③	④
Other (please specify):	①	②	③	④

FERRY

33. Gustavus faces potentially steep reductions in ferry service due to State budget shortfalls. The City and its residents will have to make a good case for maintaining adequate ferry service. One way to do that is to show the State the results of this survey. Please indicate winter and summer levels of AMHS service you think are minimums that meet Gustavus' needs (pick one for summer, one for winter):

- | | |
|--------------------------|--------------------------|
| ① Daily (winter) | ⑥ Daily (summer) |
| ② Twice a week (winter) | ⑦ Twice a week (summer) |
| ③ Weekly (winter) | ⑧ Weekly (summer) |
| ④ Twice a month (winter) | ⑨ Twice a month (summer) |
| ⑤ Monthly (winter) | ⑩ Monthly (summer) |

SCHOOL, PRESCHOOL, CHILD CARE

34. The State is having a harder time each year fully funding schools. Pressure recurs to shift more of the education burden to locals, especially places (like Gustavus) that are not part of an organized borough. Gustavus is a second-class city, which does not have the right to assume authority over schools, but there may be other ways to lend support. What is your willingness to:

	<i>No Support</i>	<i>Somewhat Support</i>	<i>Strongly Support</i>	<i>Undecided</i>
Support Gustavus school with local funds (if a mechanism can be found)	①	②	③	④
Become a first-class city (Like Pelican or Hoonah) and run our school with increased taxes	①	②	③	④

35. It has proven difficult to find a long-term home for the Preschool. The present building is available only on a year-to-year basis from the school district. One solution might be to find a grant for building or buying an appropriate structure. In order for the Preschool to be a more likely recipient for grants and other monies, a partnership may be needed. Which entities would you support the Preschool partnering with? (bubble in all that apply)

- ① City government
- ② A private business
- ③ A non-profit organization
- ④ School district
- ⑤ Don't know

36. If there were a partnership between the City and the Preschool, how would you envision the City's role?
(bubble in all that apply)

- ① Provide only non-monetary support
- ② Use City Endowment Fund grant money as part of the solution
- ③ The City adopt preschool powers and raise taxes to cover some or all the need
- ④ Use City "rainy day" funds to cover some or all the need
- ⑤ Lease City land to the Preschool
- ⑥ Build a City-owned facility and lease it to the Preschool
- ⑦ Don't know

37. Do you have any other suggestions on how the Preschool might find a permanent location?

38. If applicable, please share your experience with the availability of child care in Gustavus.

- ① No problem; good and easy to find
- ② Available, but not of acceptable quality
- ③ Hard to find, but some good options exist
- ④ Hard to find in any form
- ⑤ Not applicable

39. The Preschool has the option of providing child care. Do you anticipate having need for child care:

- ① Within the next 1-2 years?
- ② Within the next 5 years?
- ③ Not at all

40. If applicable, describe your needs for child care by bubbling in what applies to you.

- | | | | |
|-------------|-------------|-------------|-----------|
| Year round: | ① full-time | ② part-time | ③ drop in |
| Seasonally: | ① full-time | ② part-time | ③ drop in |

CLINIC

41. The clinic board is pursuing expansion to address need for space and additional services. Do you support this endeavor?

- ① Yes
- ② No

OVERALL

42. What is the single most important item for the City to address in the next 1-2 years to maintain and enhance life in Gustavus?

43. After considering all of these factors, how would you rate your quality of life in Gustavus?

- ① Poor
- ② Fair
- ③ Good
- ④ Very good
- ⑤ Don't know

Demographics

We need to ask a few questions about your background and past experiences. This information will be used for statistical analysis only and will remain strictly confidential.

44. How old are you?

_____ years

45. What is your gender?

- ① Male
- ② Female

46. Are you a resident of Alaska?

- ① Yes (go on to question 47)
- ② No (go first to question 46a)

46a. In which state are you a resident?

_____ (abbreviation)

(go to question 47)

47. Are you a resident of Gustavus (i.e., full time, part time, or seasonal)?

- ① Yes (go to question 47 a-d)
- ② No (go to question 48)

47a. Which of the following best describes your Gustavus residency status?

- ① Full-time resident
- ② Part-time resident
- ③ Seasonal resident (summer only)
- ④ Glacier Bay National Park seasonal staff
- ⑤ Other:

47b. Which of the following best describes the type of your Gustavus residency status?

- ① Primary residence
- ② Secondary residence
- ③ Other:

47c. Approximately how many months per year do you spend in Gustavus?

_____ months

47d. How long have you been a Gustavus resident?

_____ years

48. How many people, including yourself, live in your household? (Write "1" if living alone.)

_____ persons

49. How many people in your household are under 18 years of age? (Write "0" if none.)

_____ persons

under 6 years of age? (Write "0" if none.)

_____ persons

50. Do you own a business in Gustavus?

- ① Yes
- ② No

51. Do you own property in Gustavus?

- ① Yes
- ② No

This community survey is being conducted by Sentenium in collaboration with the City of Gustavus. If you have any questions or comments regarding the survey, please contact:

Eva Meng, Research Analyst, (925) 603-2904 x105, emeng@sentenium.com